

Acknowledgement

Reviewers

Dr. Kartikeswar Behera
Sj. Pranakrushna Mohanty
Sj. Lalindra Amat

Authors

Sj. Ashok Kumar Mohanty
Smt. Mita Dash
Smt. Pushpa Rani Panda

Administrative Advisor

Sh. Bhupendra Singh Poonia, IAS
State Project Director, OSEPA

Sh. Surya Narayan Mishra OES-
Joint Director, Pedagogy & Teacher
Training, OSEPA

Support

Smt. Mitali Patra
Smt. Jaya Banerjee

Technical Support

Bhabani Pradhan
Pushapanjali Prushti

ଶିକ୍ଷଣ ଶିବିର ନିମନ୍ତେ
ନମୁନା ଅଭ୍ୟାସ କାର୍ଯ୍ୟପତ୍ର

**Practice worksheets for
Learning Camp**



Content LC

Sl. No.	Learning Outcome	Worksheet No.	Link with Text Book (Topic/Class)	Page No.
1	Recites/sings rhyme with action	Worksheet-1		
2	Copies the lines of a poem in good handwriting	Worksheet-2		
3	Recites poem with correct pronunciation and intonation, carries out simple instructions	Worksheet-3		
4	Reads a poem and responds to the comprehension questions	Worksheet-4		
5	Uses antonyms correctly	Worksheet-5		
6	Reads/comprehends a poem and responds to comprehension questions	Worksheet-6		
7	Associates words with picture and named familiar objects rearranging jumbled letters	Worksheet-7		
8	Learns to write with proper strokes and movements	Worksheet-8		
9	Writing Odia names in English	Worksheet-9		
10	Writes the names of the pictures in English	Worksheet-10		
11	Learns and uses antonyms and fills up the blanks	Worksheet-11		
12	Solves simple cross-word puzzle using clues given	Worksheet-12		
13	Uses prepositions (in, to, for, with)	Worksheet-13		
14	Finds the odd one out from a group of words, learns about rhyming words	Worksheet-14		
15	Reads/comprehends a poem and responds to the comprehension questions	Worksheet-15		

16	Finds out the hidden words from a table	Worksheet-16		
17	Reads and comprehends a poem	Worksheet-17		
18	Comprehends an authentic material and responds to the questions	Worksheet-18		
19	Finds the odd one out, rearranges jumbled letters to get meaningful words, learns antonyms	Worksheet-19		
20	Reads, comprehends and responds a poem, responds to comprehension questions	Worksheet-20		
21	ASSESSMENT - 1	Worksheet-21		
22	Uses punctuation marks appropriately	Worksheet-22		
23	Reads, comprehends and responds to comprehension questions	Worksheet-23		
24	Develops vocabulary through given clues	Worksheet-24		
25	Solves simple cross-word puzzle	Worksheet-25		
26	Learns simple rules of grammar (simple present)	Worksheet-26		
27	Develops, vocabulary, finding out hidden words inside a given word	Worksheet-27		
28	Learns simple sentence pattern	Worksheet-28		
29	Reads, comprehends a prose text, responds to comprehension questions	Worksheet-29		
30	Learns and uses simple grammar (adjectives), makes sentences using adjectives	Worksheet-30		

31	Reads and comprehends a poem, responds to comprehension question	Worksheet-31		
32	Learns simple rules of grammar, writes a paragraph using simple present tense	Worksheet-32		
33	Makes use of authentic materials to write a paragraph	Worksheet-33		
34	Learns to write a paragraph using simple past tense	Worksheet-34		
35	Learns to write a paragraph using authentic materials	Worksheet-35		
36	Learns simple rules of grammar (singular & plural)	Worksheet-36		
37	Learns the antonyms of some words	Worksheet-37		
38	Writes the Odia names in English	Worksheet-38		
39	Reads/comprehends a text and responds to the comprehension questions.	Worksheet-39		
40	Writes answers to the questions using visual clues	Worksheet-40		
41	Gets idea about some professions (job and their works)	Worksheet-41		
42	ASSESSMENT - 2	Worksheet-42		

Worksheet - 1 : The learner recites/sings rhymes with action

Hop a Little

Hop a little, jump a little,

Touch your eyes.

Run a little, skip a little,

Touch your thighs.

Bend a little, clap a little,

Close your eyes.

Skip a little, hop a little

Tap your thighs.

Turn a little, bend a little

Touch your nose.

Hop a little, jump a little,

Touch your toes.

Step 1 : Teacher greets the learners.(Good morning !)

S/he asks the learners to show him/her their
faces, legs, toes, etc. (e.g. Show me your hands.)

- Step 2 : S/he says the meaning of the words hop, skip, tap etc through action. S/he also makes learners know the meaning of different body parts by touching them. (4-5 times)
- Step 3 : Teacher sings the lines with action. Students listen and observe. Teacher sings one line with action. Students listen to him / her. They sing and do the actions.
- Step 4 : Teacher sings one line with action. Students sing the next line with action and so on.
- Step 5 : Students sing the first line with action and teacher sings the next line with action and so on.
- Step 6 : Teacher divides the class into two groups. Group -1 sings first line. Group - 2 acts the same and so on. Both the groups do it in the reverse way.
- Step 7 : Teacher reads individual line one after another and asks individual student to repeat the line with action.
- Step 8 : Finally, teacher says the expressions one after another. Students listen to him/her then physically. The teacher can use some more expressions related to the real life situations which are not available in the text.

Worksheet - 2 : The learner copies the lines of a poem in good handwriting

Copy the lines of the poem, "**Dogs**" like the first line.

Dogs I know

Dogs I know

Have many shapes.

Some are big.

Some are small.

Some are short.

Some are tall,

Some seem to have.

No skin at all.

Worksheet - 3 : The learner recites poem with correct pronunciation and intonation, carries out simple instruction

- A.
1. Teacher introduces the poem with a Chain-drill "Hands Up" "Hands down" .
 2. Teacher reads aloud the poem two times.
 3. S/he reads the song aloud with action.
 4. Teacher reads aloud one line/Learners read aloud the next line and so on. Then in reverse order - Learners one line, teacher the next line. Next, this activity is repeated between two groups.
 5. All learners with the teacher read aloud the poem with action.

Hands up

Hands down,

Hands on hips,

Sit down

Stands up,

Hands to the sides,

Bend left

Bend right

Hands on hips,

One, two, three, hop,

One, two, three, stop.

Stand still.

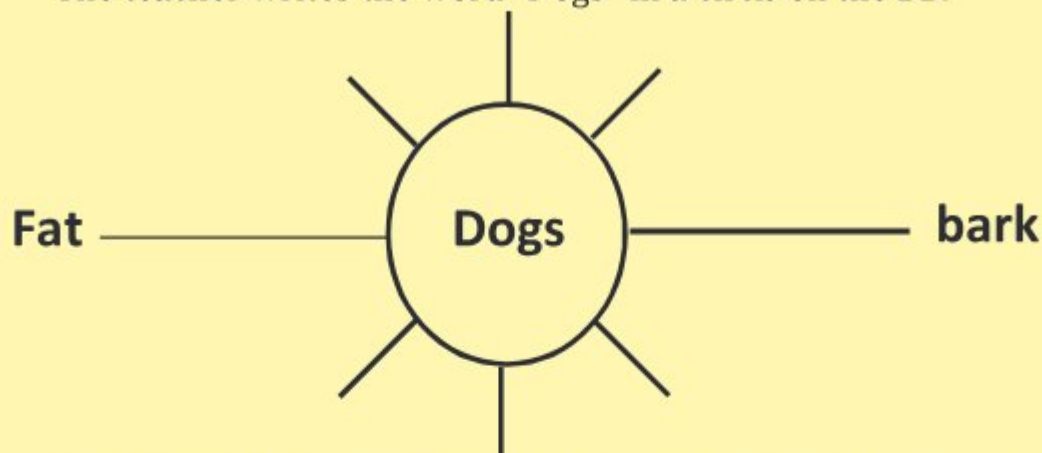
6. Teacher says each line of the poem and learners act accordingly.

B. Teacher gives the following instructions. Teacher demonstrates. Learners listen and do accordingly.

- i) Open the door.
- ii) Come to me.
- iii) Sit down.
- iv) Open your English book.
- v) Show me your pen.
- vi) Shake your hand with your friend.
- vii) Come and write a tick mark (✓) on the board.
- viii) Go to your seat.
- ix) Give me your Odia book.
- x) Sit down.

Worksheet - 4 : The learner reads a poem and responds to the comprehension questions.

- * The teacher writes the word "Dogs" in a circle on the BB.



- * S/he asks the learners to think and say words, even in their mothertongue related to "Dogs".
- * S/he reads the poem aloud slowly. (2 times)
- * S/he reads aloud the first line and the learners read aloud the next line and so on.
- * Learners read the poem silently.

Dogs

Dogs I know

Have many shapes

Some are small

Some are short

Some are tall

Some seem to have

No skin at all

*

Comprehension Questions :

i) What is this poem about ?

ii) What do dogs have ? Dogs have _____

iii) How are some dogs ? (3rd line)

iv) What about some dogs ? (4th line)

v) Some are _____

vi) What do some dogs seem to have ?

Some dogs seem to have _____

*

Teacher makes students write the answers in the space provided to the comprehension questions given above.

1.

2.

3.

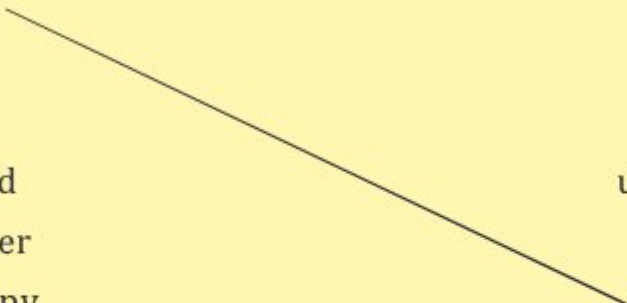
4.

5.

6.

Worksheet - 5 : The learner uses antonyms correctly

- A. Match words under 'A' with their opposite words in meaning under 'B'. One is done to help you.

<u>A</u>		<u>B</u>
big		short
fat		bad
tall		foolish
good		unhappy
clever		thin
happy		small

- B. Fill in blanks with suitable words choosing from brackets.

(thin, small, fat, tall, short, beautiful, big)

1. I live in my family. It is a _____ family.
2. My father is a _____ man.
3. My mother is very _____.
4. My sister is _____.
5. My brother is _____.
6. I have a dog and it is _____ and _____.

Worksheet - 6 : The learner reads/comprehends to
comprehension questions

A CAT AND A MOUSE



*Once there was a cat. The
cat was hungry. There was
a mouse. The mouse was
inside his hole.*

*Cat : Come out, come out,
The weather is cool*

*Mouse : It's good for me,
to stay in my hole.*



Note to the teacher :

- * The teacher writes "A Cat and a Mouse" in a circle on the board.
- * S/he asks them to think and say what the text is about. S/he writes words and phrases around the circle.
- * S/he reads the story aloud slowly line by line. (Two to three times)
- * S/he reads one line. Learners read the next line. This is done in the reverse way. Learners read aloud the first line and the teacher reads the next line and so on.

Comprehension Question :

- 1) Who are there in this story ?
- 2) Who was hungry ?
- 3) Where was the mouse ?

4) Who said, "The weather is cool"?

5) Who said, "It is good for me to
stay in my hole."?

6) Who is clever - the mouse or the cat ?

* Write answers to the above comprehension questions in the space
provided below for each.

1. _____

2. _____

3. _____

4. _____

5. _____

6. _____

Worksheet - 7 : The learner associates words with pictures and names familiar objects, after rearranging jumbled letters

The teacher instructs the learners :

- * To look at each picture given below.
- * To identify the picture and name it.
- * To write the name of the picture arranging jumbled letters in order.

A.

1.



cpu

2.



sub

3.



taleb

4.



hcari

5.



ccyel

6.



papel

7.



mbioel

8.



sirth

9.



palet _____

10.



tba _____

11.



pne _____

12.



naf _____

13.



gssla _____

14.



fgla _____

15.



blla _____

16.



rac _____

17.



bblu _____

18.



pac _____

19.



tochr _____

20.



tan _____

B. Arrange the letters to get names of birds and animals. Use clues given.

1. act (It eats fish.) _____

2. rtige (It lives in a forest.) _____

3. ocwr (It is a black bird.) _____

4. ilno (The king of the jungle.) _____

5. rparot (A pet bird that talks.) _____

Worksheet - 8 : The learner learns to write with proper strokes and movements

A. Read the following small story three times.

Then copy it in the four-lined rolls given.

One is done for you.



**There was a cat. The cat was
hungry. There was a mouse. The
mouse was inside his hole.**

**Cat : Come out, come out,
the weather is cool.**

**Mouse : It's good for me,
to stay in my hole.**



B. Copy the above lines in the four-lined rolls given below.

There was a cat.

Worksheet - 9 : The learner writes odia names in English

Write the names of people in your family or friends you know in Odia. Then write them in English. One is done for you.

1. geZ

1. SARAT

2. _____

2. _____

3. _____

3. _____

4. _____

4. _____

5. _____

5. _____

6. _____

6. _____

7. _____

7. _____

8. _____

8. _____

9. _____

9. _____

10. _____

10. _____

11. _____

11. _____

12. _____

12. _____

Worksheet - 10 : The learner writes the names of the pictures in English.

* Look at the pictures given below.

* Write the names of the pictures.

The first letter of each picture is given as a clue.

1.



d _____

2.



c _____

3.



b _____

4.



b _____

5.



o _____

6.



m_____

7.



t_____

8.



e_____

9.



h_____

10.



c_____

Worksheet -11 : The learner learns and uses antonyms and fills up the blanks.

* Match the words under 'A' with words under 'B' with the opposite meaning. One is done to help you.

<u>A</u>	<u>B</u>
big	short
fat	bad
tall	foolish
good	unhappy
clever	thin
happy	small

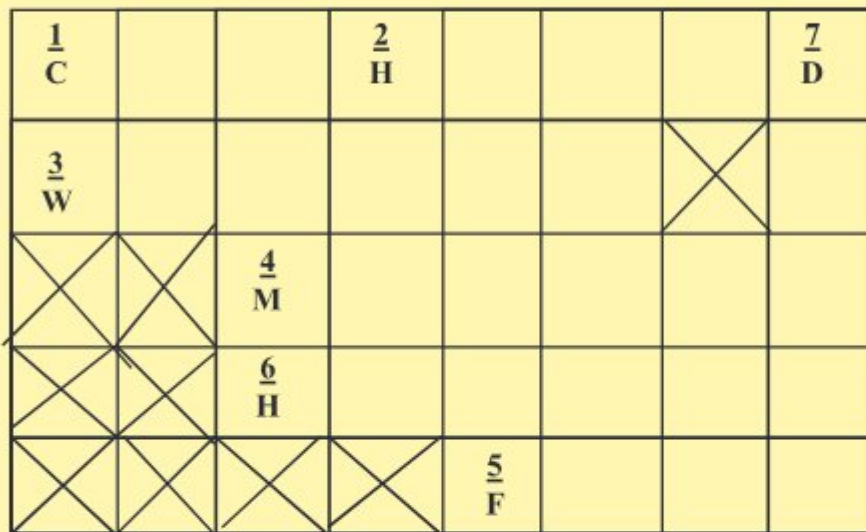
* Fill in the blanks in sentences below choosing the right words from above. (from the matching table)

1. Rani is very big. Her brother is _____.
2. My brother is _____. My sister is thin.
3. Kalpana is tall. Her brother is _____.
4. My handwriting is bad, My friend's handwriting is _____.
5. Radha is foolish. Meena is _____.

Worksheet -12 : The learner solves simple crossword puzzle using given clues.

Finding words from a cross-word puzzle.

* Given below is a cross-word puzzle. Read the clues given and solve the puzzle.



Clues :

1. It eats mouse. C_____.
2. A mouse lives inside it. H_____.
3. It is on the wall of a house. W_____.
4. We call it a rat. M_____.
5. We eat it to live. F_____.
6. We live in it. H_____.
7. We enter a house through it. D_____.

Worksheet -13 : The learner uses prepositions (in, to, for, with)

* Read the following paragraph.

I am Anita. I live with my family. My sister lives with us. My mother is a teacher. She works in a school. She makes breakfast for us. My sister, Aruna goes to school daily.

* Fill in the blanks with right words choosing from brackets.

(with, in, to, for)

1. I live _____ my family.
2. My parents live _____ us.
3. My father is a clerk. He works _____ an office.
4. My mother cooks food _____ us.
5. My brother goes _____ school.
6. Jaya is my friend. She lives _____ her uncle.
7. Her grandfather lives _____ them.
8. Her father is a doctor. He works _____ a hospital.
9. Her aunt cooks food _____ them.
10. Aruna, her sister, goes _____ school at 10 A.M.

Worksheet -14 : The learner finds the odd one out from a group of words and learns about rhyming words

1. Pick the odd one out and write it in the space provided.

1. cat, dog, apple, tiger _____
2. goat, crow, rabbit, horse _____
3. rose, cake, biscuit, rice _____
4. train, bus, car, jeep _____

2. Match words under 'A' with 'B'. One is done for you.

A		B
cup	Key	_____
lock	leg	_____
bat	plate	<u>cup and plate</u>
shoe	ball	_____

3. Draw lines to match rhyming words. One is done for you.

A		B
catch	hat	_____
bat	net	_____
pet	hate	_____
gate	match	<u>catch and match</u>

Worksheet -15 : The learner reads/comprehends a poem and responds to the comprehension questions

Read the following poem and write the answers to the questions that follow in the space provided.

The Monkey from Riger

There was a monkey from Riger,

Who rode on a tiger.

They returned from the ride,

With the monkey inside.

And the smile on the face of the tiger,

There was a monkey from Riger.



1. Who are there in the poem ? _____
2. Who rode on a tiger ? _____
3. The monkey was from _____
4. Where was the monkey when they came back ? _____
5. Who was smiling ? _____
6. Why was the tiger smiling ? _____
7. What is Riger - the name of a person or place ? _____

Worksheet -16 : The learner finds out the hidden words from a table

Find and encircle the hidden words (animals and birds) from the table.

D	E	E	R	A	T	I	G	E	R
F	O	X	A	N	R	A	T	P	P
C	D	M	B	I	R	D	S	A	E
R	O	O	B	M	K	O	A	R	A
O	V	U	I	A	H	G	S	R	C
W	E	S	T	L	I	O	N	O	O
F	N	E	O	S	C	A	T	T	C
E	L	E	P	H	A	N	T	B	K

Write the names of animals both in capital and small letters. One is done for you

1. LION _____ lion _____
2. _____
3. _____
4. _____
5. _____
6. _____
7. _____
8. _____
9. _____
10. _____

Worksheet -17 : The learner reads and comprehends a poem

Read the poem "Little Naughty Nandi" silently and do the matching activity below.

Little Naughty Nandi

Little naughty Nandi,
Has cold on Monday,
Has fever on Tuesday,
Has cough on Wednesday,
Has headache on Thursday,
Has toothache on Friday,
Has backache on Saturday,
But ready for school on Sunday,
Little naughty Nandi.

(A) Match words under 'A' with the words under 'B'. One is done for you.

<u>A</u>	<u>B</u>
toothache	Sunday
backache	Monday
cough	Tuesday
cold	Wednesday
headache	Thursday
fever	Friday
ready for school	Saturday

(B) Now, write sentences. One is done for you.

1. Nandy has toothache on Friday.

2. _____
3. _____
4. _____
5. _____
6. _____
7. _____

Worksheet -18 : The learner comprehends an authentic materials and responds to the questions

Read the Calendar given below and answer the questions that follow.

JULY 2020

Sunday	Monday	Tuesday	Wednesday	Thursday	Friday	Saturday
			1	2	3	4
5	6	7	8	9	10	11
12	13	14	15	16	17	18
19	20	21	22	23	24	25
26	27	28	29	30	31	

1. Which month is this calendar for ?
2. How many days are there in this month ?
3. How many Sundays are there in this month ?
4. How many Tuesdays are there in this month ?
5. How many Fridays are there in this month ?
7. How many holidays are there in this month ?
8. How do you know the holidays ?

Worksheet -19 : The learner finds the odd one out rearranges jumbled letters to get meaningful words. Learns antonyms

(A) Write the odd one out.

- (i) Crow, lamb, cow, dog : _____
- (ii) Cat, tiger, dove, lamb : _____
- (iii) frog, fish, horse, crocodile : _____
- (iv) apple, banana, ice-cream, mango : _____
- (v) apple, orange, grapes, onion : _____

(B) Arrange the letters to get names of birds and animals. The clues are given to help you. One is done for you.

- (i) act (It eats fish) _____
- (ii) rtigel (It lives in the forest) _____
- (iii) qsiurrel (It has a bushy tail). _____
- (iv) rparot (A pet bird that can talk) : _____
- (v) ocwr (A black bird) : _____
- (vi) ilno (The king of the jungle) : _____

(C) Match words under 'A' with their opposite words under 'B'. Then write both the words. One is done for you.

<u>A</u>	<u>B</u>	
sweet	bad	_____
clever	sad	_____
happy	unwel	_____
easy	bitter	<u>sweet and bitter</u>
well	difficult	_____
good	foolish	_____

Worksheet -20 : The learner reads and comprehends a poem, responds to the comprehension questions.

Read the following poem "Rain" and write the answers to the questions that follow.

RAIN

The rain is raining all around,
It falls on field and tree;
It rains on the umbrellas here,
And on the ships at sea.



Rain on the green grass,
And rain on the tree;
And rain on the house top,
But not upon me.



1. What is the poem about ?

2. Where is the rain raining ?

3. Why doesnot it rain on the child ?

4. How many times 'rain' in used in the poem ?

5. Who is 'me' in the poem ?

6. Which line is different from the other lines in the poem ?

WORKSHEET - 21

MONTHLY TEST-1. (WORKSHEET 1-20)

Full Mark - 20

Each questions below has four multiple choices. Tick (✓) the right one.

1. Which of the following word rhymes with the word 'eyes' ?

A. toes B. nose C. thighs D. hops

2. Which one is written in good handwriting ?

Dogs	I	know
------	---	------

Dogs	I	know
------	---	------

Dogs	I	know
------	---	------

Dogs	I	know
------	---	------

3. Which of the following instructions matches with the picture given below ?



A. Hands up.

B. Hands down.

C. Hands on hips.

D. Hands to the sides.

4. Fill in the blank with the right answer.

Dogs I know have may _____.

A. small

B. short

C. big

D. shapes

5. The word with the opposite meaning to "big" is

A. short

B. thin

C. small

D. tall

6. Who was hungry in the story 'A Cat and a Mouse' ?
A. Cat B. Mouse C. Rat D. Dog

7. Find the word for the picture .



- A. Sirth B. Shtir C. Shirt D. Srith
8. The correct spelling for ଶରତ is _____.
A. Shurat B. Sharat C. Sarat D. Sarath
9. The picture given below is the picture of a / an _____.



- A. Orange B. apple C. onion D. Banana
10. Fill in the blank with the right word that gives the opposit meaning of the word underlined.

Rani is very _____. Her brother is tall

- A. thin B. short C. small D. fat
11. The mouse lives in a _____.
A. nest B. hole C. den D. shed
12. Which word in brackets is different from others ?

[cat,dog,apple,tiger]

- A. cat B. dog C. apple D. tiger
13. The monkey is from _____.
A. Riger B. Rijer C. Raigarh D. Raighar

14. Which word has only small letters in it ?
 A. tiGer B. Tiger C. tigeR D. tiger
15. The day that comes before Wednesday is _____.
 A. Friday B. Saturday C. Tuesday D. Thursday
16. Nandi had fever on _____.
 A. Monday B. Tuesday C. Wednesday D. Thursday
17. How many Sundays are there in this month ?

JULY 2020

Sunday	Monday	Tuesday	Wednesday	Thursday	Friday	Saturday
			1	2	3	4
5	6	7	8	9	10	11
12	13	14	15	16	17	18
19	20	21	22	23	24	25
26	27	28	29	30	31	

- A. 3 B. 4 C. 5 D. 2
18. Find the odd one out.
 frog, fish, horse, crocodile
19. The opposite of sweet is _____.
 A. salty B. bitter C. sour D. acidic
20. The rain doesnot fall on _____.
 A. the child B. the trees C. the ships D. the green grass

Worksheet -22 : The learner uses punctuation marks appropriately

Punctuate the following paragraphs.

(A) a frog lived in a pond the frog was big no other frog in the pond was as big as him this made him proud but most of the time in winter he lived outside the water.

(B) then the frog said in one breath you cannot swim like me you cannot jump like me you cannot croak like me then what can you do Mr. crow.

(c) Frog : can you swim like me

Crow : no I cannot swim like you

Frog : can you croak like me

crow : no I cannot

Worksheet -23 : The learner reads, comprehends and responds to comprehension questions.

Read the passage carefully and write the answers to the questions below.



A frog lived in a pond. It was big. No other frog in the pond was as big as it. This made it proud. Most of the time in summer it lived inside water. But most of the time in winter it lived on land. When it was winter, it felt sad for the fishes. They had to live inside water in summer and winter. It felt proud as well. It can live both in water and on land. When on land, it felt sad for other animals. They could not live in water. This made him more proud.

1. What is this passage about ?

2. Where did the frog live ?

3. What made him proud ?

4. What did it do in summer ?

5. Where did it live in winter ?

6. What made it more proud ?

7. Give a "Title / Name " to the story ?

8. Write the opposite words of : big : _____

hot : _____, sad : _____

Worksheet -24 : The learner develops vocabulary through given clues.

Look at the alphabet with the numbers from 1 to 26

A = 1, B = 2, C = 3, D=4, E=5, F=6, G=7, H = 8, I = 9, J=10, K=11,
L=12, M=13, N=14, O=15, P=16, Q=17, R=18, S=19, T=20, U=21,
V=22, W=23, X=24, Y=25, Z=26.

Now make new words with the help of numbers given below. The first one is done for you.

- | | | | |
|--------|----------------------|---|-----------|
| (i) | 6,18,15,7 | = | FROG_____ |
| (ii) | 6,9,19,8 | = | _____ |
| (iii) | 3,18,15,23 | = | _____ |
| (iv) | 13,15,14,11,5,25 | = | _____ |
| (v) | 2,21,14 | = | _____ |
| (vi) | 23,15,12,6 | = | _____ |
| (vii) | 18,1,9,14 | = | _____ |
| (viii) | 18,15,15,19,20, 5,18 | = | _____ |
| (ix) | 3,12,5,22,5,18 | = | _____ |
| (x) | 13,15,18,14,9,14,7 | = | _____ |
| (xi) | 19,16,18,9,14,7 | = | _____ |
| (xii) | 3,18,9,3,11,5,20 | = | _____ |
| (xiii) | 8,15,3,11,5,25 | = | _____ |
| (xiv) | 20,5,1,3,8,5,18 | = | _____ |

Worksheet - 25 : The learner solves simple cross-word puzzles

- (A) Solve the cross-word puzzle and find names of six colours. The first one is done for you.

B	L	A	C	K	A	B	C	D
E	F	G	O	R	A	N	G	E
Y	E	L	L	O	W	H	I	J
B	L	U	E	K	L	M	N	O
P	Q	R	E	D	S	T	U	V
W	X	Y	Z	G	R	E	E	N

- (B) Write the names of colours below in the space provided. One is done for you.

1. Black
2. _____
3. _____
4. _____
5. _____
6. _____

- (C) Now complete the following six sentences using the colour words. One is done for you.

1. The crow is black.
2. The orange is _____.
3. The marigold is _____.
4. The parrot is _____.
5. The sky is _____.
6. Tomatoes are _____.

Worksheet -26 : The learner learns simple rules of grammar (simple present)

1. The boys play cricket every day.
2. The girl sings bhajans.

Mark the underlined words in the above two sentences. In the first sentence, the first underlined word 'boy' with 's' is used with 'play' without 's'; but in the second sentence the first underlined word 'girl' without 's' is used with 'sing' with 's'.

Now fill in the blanks in the following sentences with the right words from bracket. The first one has been done for you.

(guides, sing, teach, gives, prepare, sings, go)

1. My friends go to school in time.
2. The girls _____ the prayer.
3. My younger sister also _____ the prayer with them.
4. My teachers _____ us well.
5. The cooks _____ our mid-day meals.
6. Our class teacher always _____ us.
7. The Headmaster _____ us advice.

Worksheet - 27 : The learner develops vocabulary finds out the hidden words inside a given word

One or two words are hiding in each of the following words. Find them out. The first one is done for you.

- | | | | |
|--------|-------------|---|-------------------------|
| (i) | father | : | <u>fat</u> , her _____. |
| (ii) | remain | : | _____. |
| (iii) | handsome | : | _____. |
| (iv) | country | : | _____. |
| (v) | another | : | _____. |
| (vi) | indeed | : | _____. |
| (vii) | happen | : | _____. |
| (viii) | teacher | : | _____. |
| (ix) | listen | : | _____. |
| (x) | grandfather | : | _____. |
| (xi) | windows | : | _____. |

Worksheet - 28 : The learner learns simple sentence pattern

Rewrite the following sentences like the example given below.

(A) Example :

It is a lovely day. The day is lovely.

(i) It is a beautiful garden. _____.

(ii) It is a useful book. _____.

(iii) It is an attractive sight. _____.

(iv) It is an interesting game. _____.

(v) It is a fine morning. _____.

(B) (i) The table is big. It is a big table. _____

(ii) The mango is sweet. _____


(iii) The village is big. _____

(iv) The song is very nice _____

(v) The story is very interesting. _____

Worksheet - 29 : The learner reads, comprehends a prose text and responds to comprehension question

Read the following passage carefully and answer the questions given below.



Once Gandhiji lost a small pencil. He asked the members of his Ashram about it. They searched everywhere for it. But they could not find it. So they bought a new pencil for him. Gandhiji did not like it. He said, "I want that old and small one". They again searched everywhere carefully for a long time. They could get it. Gandhiji became very happy to see the old and small pencil.

1. What is this paragraph about ?
2. Who lost a small pencil ?
3. Who did Gandhiji ask about it ?
4. Who searched for it everywhere ?
5. Why did they bring a new pencil ?
6. What happened when Gandhiji saw the new pencil ?
7. What did he say to see the new pencil ?
8. Why did Gandhiji become very happy ?

Worksheet - 30 : The learner learns and uses simple grammar (objectives), makes sentences using adjectives

In “green grass”, the word ‘green’ describes ‘grass’

Given below, under ‘A’ are some describing words (adjectives) and under ‘B’, are some naming words.

First match the describing words under ‘A’ with the under ‘B’ and then write sentences in the space provided as in the example.

A	B
big	man
tall	paper
green	sky
black	umbrella
blue	house
white	tree
angry	field

(A) Matching :

Example :	1. big	-	<u>house.</u>
	2. tall	-	_____
	3. green	-	_____
	4. black	-	_____
	5. blue	-	_____
	6. white	-	_____
	7. angry	-	_____

(B) Sentences :

Example :	1. <u>The house is big.</u>
	2. _____
	3. _____
	4. _____
	5. _____
	6. _____
	7. _____

Worksheet - 31 : The learner reads and comprehends a poem and responds to comprehension questions

Read the following poem, 'Kite' silently and write the answers to the questions below.

KITE

A kite on the ground

Is just paper and string,

But, up in the air

It will dance and sing.

A kite in the air

Will dance and caper,

But back on the ground

Is just string and paper.



1. What is the poem about ?

2. The two situations of the kite are : kite on the _____ and kite in the _____.

3. What does the kite do in the air ?

4. What does the first line of the first stanza talk about ?

5. What does the first line of the second stanza talk about ?

6. There is a word in the second line of the second stanza which means 'jump'.
Find out the word.

7. Which lines say that the kite has life ?

8. Which lines say that the kite is dead ?

9. Which words in the poem are repeated ?

Worksheet - 32 : The learner learns simple rules of grammar and writes a paragraph using simple present tense

Given below is the daily 'Time Table' of Ashmin. Based on the time table, write a paragraph about Ashmin's daily habit. The first sentence is done for you.

<u>Work / Action</u>	<u>Time</u>
get up	6 a.m.
wash face	6.10 a.m.
brush teeth	6.30 a.m.
take bath	7 a.m.
take breakfast	7.30 a.m.
go to school	9.30
come back from school	4.30 p.m.
do home work	7 p.m.
take dinner	9 p.m.
go to bed	9.30 p.m.

Ashmin gets up at 6 a.m.

This image shows a single sheet of bright yellow paper with horizontal ruling lines. The lines are evenly spaced and run across the width of the page. There is no handwriting or other markings on the paper.

Worksheet - 33 : The learner makes use of authentic materials to write a paragraph

Given below is the cover of a tooth paste.

Read carefully what is written on the cover. First fill in the form, then, write a paragraph about the tooth paste. Some clues are provided for you. (Teacher may arrange a cover of the Colgate tooth paste)



1. Name of the product :
2. Made by :
3. Net weight :
4. Date of manufacture :
5. Expiry date :
6. Price :
7. Use :

Paragraph :

The name of the tooth paste is _____

Worksheet - 34 : The learner learns to write a paragraph using simple past tense

Read the following paragraph about Ashmin; what she/he did on Monday.



Ashmin got up at 6 a.m. He washed his face at 6.10 a.m.. He brushed his teeth at 6.30 a.m. He took his bath at 7.30 a.m. He went to school at 9.30 a.m. He came back from school at 4.30 p.m. He did his homework at 7 p.m. He took his dinner at 9 p.m. He went to bed at 9.30 p.m.

Now write a paragraph about what Ashmin did last Monday. The first sentence is given for you.

Last Monday Ashmin got up at 6 a.m.

Worksheet - 35 : The learners learn to write a paragraph using authentic materials.

Provided below an OMFED milk packet. Read the English written on it. Fill in the form first. Then write a paragraph based on the filled in form.



(The teacher may use any other wrappers of authentic materials with legible print.)



Form :

1. Name of the packet containing milk :
2. Name of the company :
3. Size of the packet (small/big) :
4. Quantity of milk :
5. Date of packing :
6. Price :

Paragraph :

The name of the milk packet is _____

Worksheet - 36 : The learner learns simple rules of grammar (Singular and plural)

(A) When we talk about one person, it is singular. But when we talk about more than one person or thing, it is plural. A thing or a person is made plural in the following ways :

(i) By adding 's' to the word :

<u>Singular</u>	<u>Plural</u>
cat	cats
dog	dogs
book	books
pen	pens

(ii) By adding 'es' to the word :

<u>Singular</u>	<u>Plural</u>
bus	buses
bush	bushes
mango	mangoes
box	boxes

(iii) By changing the spelling of the word :

<u>Singular</u>	<u>Plural</u>
mouse	mice
tooth	teeth

(iv) By not changing the word :

<u>Singular</u>	<u>Plural</u>
deer	deer
sheep	sheep

- (B) Given below are some singular forms of naming words (nouns) words used in this poem. Write the plural forms of the following naming words.

Singular

Plural

mouse

tail

face

ear

book

boy

girl

woman

child

monkey

tree

cow

chair

table

Worksheet - 37 : The learner learns the antonyms of same word

(A) Match the words under 'A' with their opposite words under 'B'.
Write the numbers of the words in the boxes. One is done for you.

A	B
1. high	<input type="checkbox"/> wet
2. pleased	<input type="checkbox"/> careless
3. polite	<input type="checkbox"/> clever
4. careful	<input type="checkbox"/> rotten
5. fortunate	<input type="checkbox"/> guilty
6. fresh	<input type="checkbox"/> impolite
7. dry	<input type="checkbox"/> displeased
8. foolish	<input type="checkbox"/> low
9. innocent	<input type="checkbox"/> unfortunate
10. comfort	<input type="checkbox"/> cruel
11. willing	<input type="checkbox"/> discomfort
12. kind	<input type="checkbox"/> unwilling
13. good	<input type="checkbox"/> thin
14. tall	<input checked="" type="checkbox"/> 13 bad
15. fat	<input type="checkbox"/> short

(B) Now write the pair of words like the example given below.

Example :

1. high - low

2. _____

3. _____

4. _____

5. _____

6. _____

7. _____

8. _____

9. _____

10. _____

11. _____

12. _____

13. _____

14. _____

15. _____

Worksheet - 38 : The learner writes the Odia names in English.

(A) Write the names of the following persons in English.

ଅଶୋକ -

ମନୋଜ -

ରମେଶ -

ମହେଶ -

ଗୀତା -

ମିନି -

ସୋନାଲି -

(B) Write the names of the following Places in English.

କଟକ -

ପୁରୀ -

କୋରାପୁଟ -

ନୟାଗଡ଼ -

ସମଲପୁର -

ବାଲେଶ୍ଵର -

କେନ୍ଦୁଝର -

କେନ୍ଦ୍ରାପଡ଼ା -

ଗଞ୍ଜାମ -

ମାଲକାନଗିରି -

(The teacher may select some names of the persons and places of the locality.)

Worksheet - 39 : The learner reads/comprehends a text and responds to the comprehension question.

Read the following paragraph and answer the questions in complete sentence.



There was a crow and there was a cuckoo. They lived happily. The crow was hard working. But the cuckoo was very lazy. The crow brought food. The cuckoo only ate. The crow built a nest. She laid her eggs there. The cuckoo also wanted to lay eggs. But she did not build a nest. One day the crow was not in her nest. The cuckoo threw away the eggs and laid her own eggs there. The crow did not know this. She sat over the eggs for some days. The young ones came out. She took care of them. But when the young ones grew up, they sang like cuckoos. So she drove them away. From that day the crow always drives away the cuckoo.

1. Who is this passage about ?

2. Who was very hard working ?

3. Who was lazy ?

4. Who brought food ?

5. Who ate it ?

6. Who built a nest ?

7. What did the cuckoo do with the eggs of the crow ?

8. How did the young ones sing when they grew up ?

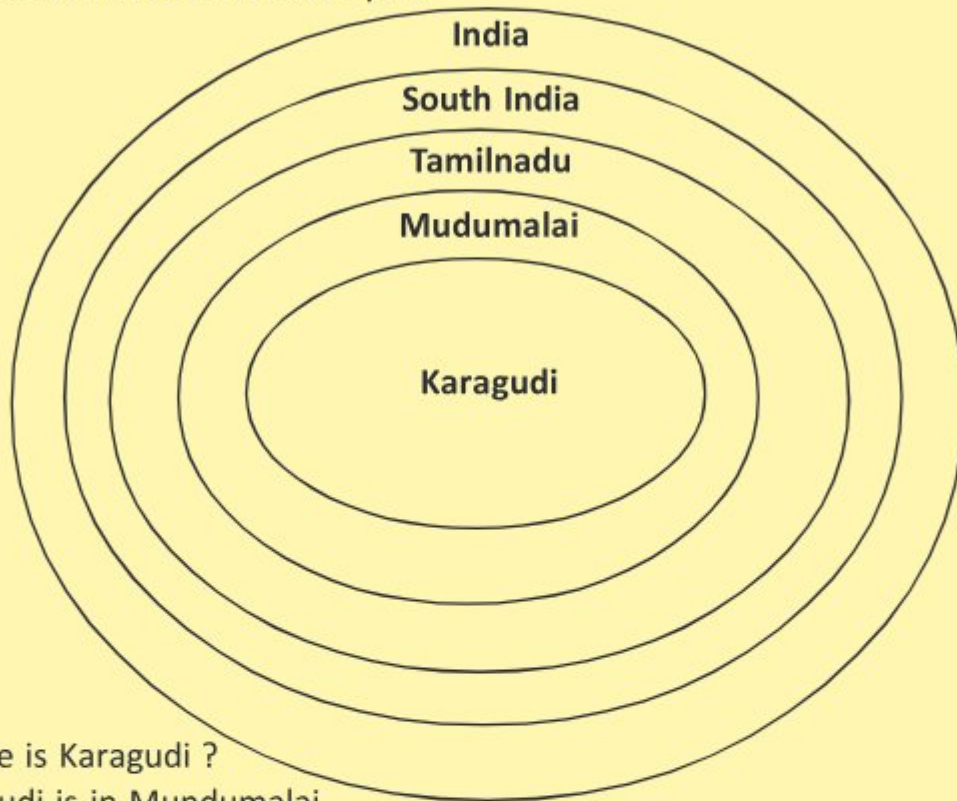
9. Who drove away the young ones ?

10. Why did the crow drive away the cuckoo ?

Worksheet - 40 : The learner reads/comprehends a text and responds to the comprehension questions

(A) See the diagram and answer the following questions.

The first one is done for you.



1) Where is Karagudi ?
Karagudi is in Mundumalai.

2) Where is Mudumalai ?

3) Where is Tamilnadu ?

4) Where is South India ?

(B) Now write the sentences beginning with Asia

1) Inside Asia is India.

2) _____

3) _____

4) _____

5) _____

(c) Looking at the diagram at 'A', draw a diagram of your village, grampanchayat, block, district, state or country. Write sentences like the answers in (A).

Worksheet - 41 : The learner gets an idea about some professions/jobs and their work

Given below are some jobs / professions. Describe each of the jobs as shown in the example with the tips.

tailor, teacher, doctor, zoo-keeper, sailor, pilot, driver, football player, cricketer, tennis player, shop-keeper, fisherman, washerman.

* tailor : One who stitches cloth is a tailor.

* driver : _____

* cricketer : _____

* doctor : _____
(treats patients)

* teacher : _____

* zoo-keeper : _____

* sailor : _____
(sails ship)

* football player : _____

* tennis player : _____

* pilot : _____

* shop-keeper : _____

* fisherman : _____

* washerman : _____

WORKSHEET - 42

MONTHLY TEST-2 (WORKSHEET 1-20)

LC/W.s. 21 - 40

Each questions below has four multiple choices. Tick (✓) the right one.

1. Which one is the correct punctuation mark for the sentences.
can you swim like me
A. "....." B. ? C. ! D. ,
2. The frog lived in
A. a river B. a pond C. a cannal D. the sea
3. Each letter stands for a number. Find the number for the word 'bus'
[b-1, d-2, u-3, s-4]
A. 1, 2, 3 B. 1, 3, 4 C. 1, 3, 2 D. 1, 2, 4
4. Complete the word with the letter to name a colour.
bl__ck
A. s B. a C. m D. f
5. Complete the sentence with the right form of verb.
My friend _____ to school in time.
A. goes B. going C. go D. gone
6. Which word is inside windows ?
A. dows B. windo C. ows D. wind
7. Fill in the blank choosing the correct word
It is a useful book
The book is _____.
A. useful B. helpful C. beautiful D. meaningful
8. Gandhiji lost a small thing. It was his _____.
A. pen B. pencil C. glasses D. shoes
9. The sky is _____.
A. yellow B. blue C. white D. green
10. Which words rhymes with 'paper' ?
A. ground B. caper C. string D. dance

11. Ashimin comes back from school at _____.

- A. 4.30 P.M. B. 4.30 A.M. C. 1.30 A.M. D. 4.30 P.M.

12. Fill the blanks with the correct word.

One mango

many _____.

- A. mango B. mangoes C. apple D. orange

13. _____ loves to wear sarees.

- A. Men B. Man C. Women D. Woman

14. Fill in the blank with the right word opposite to all.

coconut tree is tall. Mango tree is _____.

- A. short B. thin C. long D. high

15. We write odia word..... as _____ in English.

- A. Sonal B. SonaliC. Sonili D. Simili

16. Who was lazy ?

- A. The peacock B. The crow C. The swan D. The pigion

17. When the young ones grew up, they sang like _____.

- A. parrot B. cuckoo C. nightangle D. sparrow

18. Tamilnadu is in _____.

- A. South India B. North India C. East India D. West India

19. One who treats plant is a _____.

- A. tailor B. farmer C. doctor D. driver

20. One who flies aeroplane is a _____.

- A. biker B. pilot C. sailor D. nurse

ନମୁନା କାର୍ଯ୍ୟପତ୍ର

**Practice Worksheets for
rest of the Year**



CONTENT - (ROY)

Sl. No.	Learning Outcome	Worksheet No.	Link with Text Book (Topic/Class)	Page No.
1	Writes the picture names with proper strokes in capital and small letters	Worksheet-1	Class - III, part - 2, lesson - 4	
2	Learns and write numbers and number names	Worksheet-2	Class - III, cl - 6, Part -2,p -2, lesson - 6, L - 1	
3	Solves simple word puzzles	Worksheet-3	Class - IV, part - 2, lesson - 2, Class - VI, part - 2, lesson - 8	
4	Learns simple rules of grammar (has/have)	Worksheet-4		
5	Learn simple rule of grammer (present progressive forms)	Worksheet-5	Class - V, part -2, lesson - 3	
6	Reads a prose text and responds to comprehension questions	Worksheet-6	in all prose texts	
7	Recites / reads a poem and responds to comprehension questions	Worksheet-7	in all poem texts	
8	Develops vocabulary through word chain	Worksheet-8	Class - III, part - 3, lesson - 1, Class - VI, part - 2, lesson - 6	
9	ASSESSMENT - 1	Worksheet-9		
10	Learns the days of a week and months of a year	Worksheet-10	Class - III part -2 lesson - 9	
11	Learns simple rules of grammar (pronoun)	Worksheet-11	Class - IV, part - 2, lesson - 2	
12	Learns the use of proposition in various contexts	Worksheet-12	Class - IV, part - 2, lesson - 3, Class - V, part -2, lesson - 8	
13	Reads and responds to comprehension questions of a prose text	Worksheet-13	in all prose texts	
14	Recites/sings a poem and responses to comprehension question	Worksheet-14	in all poems	
15	Reads a prose text and responds to comprehension questions	Worksheet-15	in all prose texts	
16	Learns simple rules of grammer (past progressive forms)	Worksheet-16		

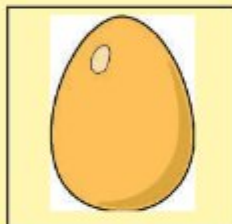
17	Learns and uses simple rules of grammar (simple-present form)	Worksheet-17	Class - V, part -2, lesson - 5	
18	ASSESSMENT - 2	Worksheet-18		
19	Reads a paragraph and writes a similar paragraph (parallel writing)	Worksheet-19	Class - III, part -2, lesson - 8	
20	Uses authentic materials to write the answers of the questions	Worksheet-20	Class - VI, part -1, lesson - 2,3,4	
21	Reads and comprehends the pictures to write a small story	Worksheet-21	Class - V, part -2, lesson - 8	
22	Learns and identifies the naming words (noun)	Worksheet-22	Class - III, part -1, unit - 1 lesson - 1	
23	Comprehends a poem and responds to comprehension questions	Worksheet-23	in all poems	
24	Learns simple rules of grammar (present progressive form)	Worksheet-24	Class - V, part -2, lesson - 3	
25	Develops vocabulary through solving simple cross word puzzles	Worksheet-25	Class - V, part -2, lesson - 7	
26	Learns simple rules of grammar (simple - past form)	Worksheet-26	Class - VII, part -2, lesson - 4	
27	ASSESSMENT - 3	Worksheet-27		
28	Reads a prose text and responds to the questions	Worksheet-28	Class - VII, part -2, lesson - 4	
29	Learns to write a similar paragraph based on given information	Worksheet-29	Class - VI, part -2, lesson - 7	
30	Writes a small paragraph about himself/herself	Worksheet-30	Class - VII, part -2, lesson - 4	
31	Reads a text and responds to comprehension questions	Worksheet-31	in all prose texts	
32	Reads a text and responds to comprehension questions	Worksheet-32	in all prose texts	
33	Learns simple sentence patterns and writes answers to the question	Worksheet-33	Class - VI, part -2, lesson - 6	
34	Learns to write in order to get a meaningful text.	Worksheet-34	Class - V, part -2, lesson - 7	
35	Learns to describe a picture using given words.	Worksheet-35	Class - IV, part -2, lesson - 7	
36	ASSESSMENT - 3	Worksheet-36		

Worksheet - 1 : The learner writes the picture names with proper strokes in capital and small letters

- A. See the pictures and write their names in capital letters the blank space provided for each picture. One is done for you.



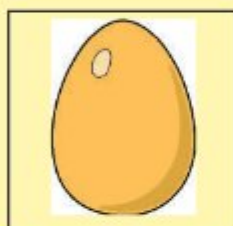
BALL



- B. See the pictures and write their names in the blank space in small letters.
One is done for you.



ball



- C. See the pictures. A word for each picture is given in jumbled form. Arrange the letters to make words for each picture.



xob _____



mgoan _____



kifen _____



gdo _____



seuom _____

Worksheet- 2 : The learner learns and writes numbers in figures and words.

Task - 1



A. Look at the picture and answer the following questions.

1. How many teachers are there in the picture ?
There is one teacher in the picture. (one, two, three)

2. How many children are there in the picture ?
There are _____ children in the picture.
(eight, nine, ten, more than ten)

3. How many girls are there in the picture ?
There are _____ girls in the picture.
(four, five, six, seven)

4. How many boys are there in the picture ?

There are _____ boys in the picture. (one, two, three, four, five)

5. How many students have raised their hands ?

_____ have raised their hands. (one, two, three, four, five)

B. Write the missing numbers. One is done for you.

10, 20, 30, _____, _____, _____, 70, _____, 90, _____

C. Write the following numbers in words.

15 _____

19 _____

27 _____

38 _____

46 _____

D. Write the following words in numbers.

eleven _____

sixteen _____

twenty-eight _____

thirty-seven _____

torty-nine _____

Task - 2

Write the plural form of each naming word. Follow the instructions.

One is done for you.

a) Add- 's':



ball



tree



egg



apple



car



b) Add- 'es':



box



mango



church



bus



tomato



Worksheet - 3 : The learner solves simple word puzzles

Select the answer given in the brackets.

1. play game. _____
2. wait for a bus. _____
3. go to study. _____
4. wait for the train. _____
5. go to worship. _____
6. go to a doctor. _____
7. go to eat lunch/dinner. _____

(temple, hospital, hotel, playground, bus-stop, school, platform)

- (b) **Fill in the blank boxes to find out the names of fruits. One is done for you.** You may look at the pictures given below and fill in the blanks.

				C												
							P						L		M	N
															A	
															N	
				M											G	
							A								O	
A				E												
				R												
W					M				N							
							E									

(c) Copy the names of the fruits below.

1. _____

2. _____

3. _____

4. _____

5. _____

6. _____

7. _____

8. _____



Worksheet - 4 : The learner learns simple rules of grammar (has/have)

A. Anita wants to find out what her friends have. Look at her list.

Names of Anita's friend/s	What her friend/s has/have
Sunil, Sarat and Lalit	cricket balls
Anand	bat
Anita	stumps
Preeti, Rita and Suman	gloves
All her friends	uniforms

B. Read the following paragraph and know what Anita and her friends have.

Anita has seven friends. They are Sunil, Sarat, Anand, Preeti, Rita, Lalit and Suman. Sunil, Sarat and Lalit have cricket balls. Anand has a bat. Preeti, Rita and Suman have gloves. All her friends have uniforms. Anita says, "I have stumps."

C. Complete the following sentences with 'have' or 'has'.

- (i) I _____ a dog.
- (ii) He _____ a cat.
- (iii) She _____ a parrot.
- (iv) Mohit and Rama _____ hens.
- (v) We _____ some swans.
- (vi) You _____ a cock.

D. Correct the errors (if any) in the following sentences and rewrite them.

- (i) I has two sisters. _____
- (ii) He have one brother. _____
- (iii) Ashish have only one sister. _____
- (iv) They have many books. _____
- (v) We has pets. _____

Worksheet - 5 : The learner learns simple rules of grammar present progressive forms

A. Look at the pictures and write the action words. One is done for you.



eating



















B. Everyone is doing somethings in each picture below. Use the words in brackets under each picture and make sentences. One is done for you.

1



(Mohan/carry/water)

Mohan is carrying water.

2



(Tita/cut/vegetables)

3



(Mita/wash/vegetables)

4



(Sobha/pour/water/into the pot)

5



(Binoda/collect/firewood)

6



(Mini/peel/potatoes)

7



(Mita / wash dish)

8



(Mohan/clean/glasses)

Worksheet -6 : The learner reads and comprehends a prose text, responds to comprehension questions



Read the Story.

A Fox and a Crane

There were a fox and a crane in a jungle. They were friends. One day the fox invited the crane to dinner. He put the soup in a flat pot. The crane could not sip (drink) it due to its long beak. Another day the crane invited the fox to dinner. The crane put soup in a long round flat pot. The crane sipped it very quickly. The fox could not sip it due to its narrow neck.

Answer the following questions :

1. Who were there in this story ?

There were a fox and _____

2. What did the fox do one day ?

The fox invited _____

3. Where did he put the soup ?

He put the soup _____

4. Why could the crane not sip the soup ?

The crane could not sip the soup because it had
The crane could not sip the soup because it had

5. What did the crane do another day ?

6. Where did the crane put the soup ?

7. Why could the fox not sip the soup ?

8. Who is cleverer-the fox or the crane ?

9. The crane did not sip the soup due to its

Worksheet -7 : The learner reads/recites a poem and responds to comprehension questions

Read the following poem and answer the questions that follow.

How does the little busy bee
Improve each shining hour,
And gather honey all the day
From every opening flower !

How skillfully she builds her cell !
How neatly she spreads the wax !
And labours hard to store it well
With the sweet food she makes.



Comprehension Questions (You may choose the sentence from box given at the end).

1. What is the poem about ?

2. What is the job of the bee ?

3. Where does she gather honey from ?

4. How does the bee build its cell ?

5. What does she do to store the wax ?

6. What kind of food does she make ?

7. The word 'sweet food' means honey. How does it taste ?

8. Does hard work give us reward ?

She makes sweet.

She builds her cell skillfully.

The poem is about the busy bee.

She gathers honey from each opening flower.

The job of the bee is to gather honey.

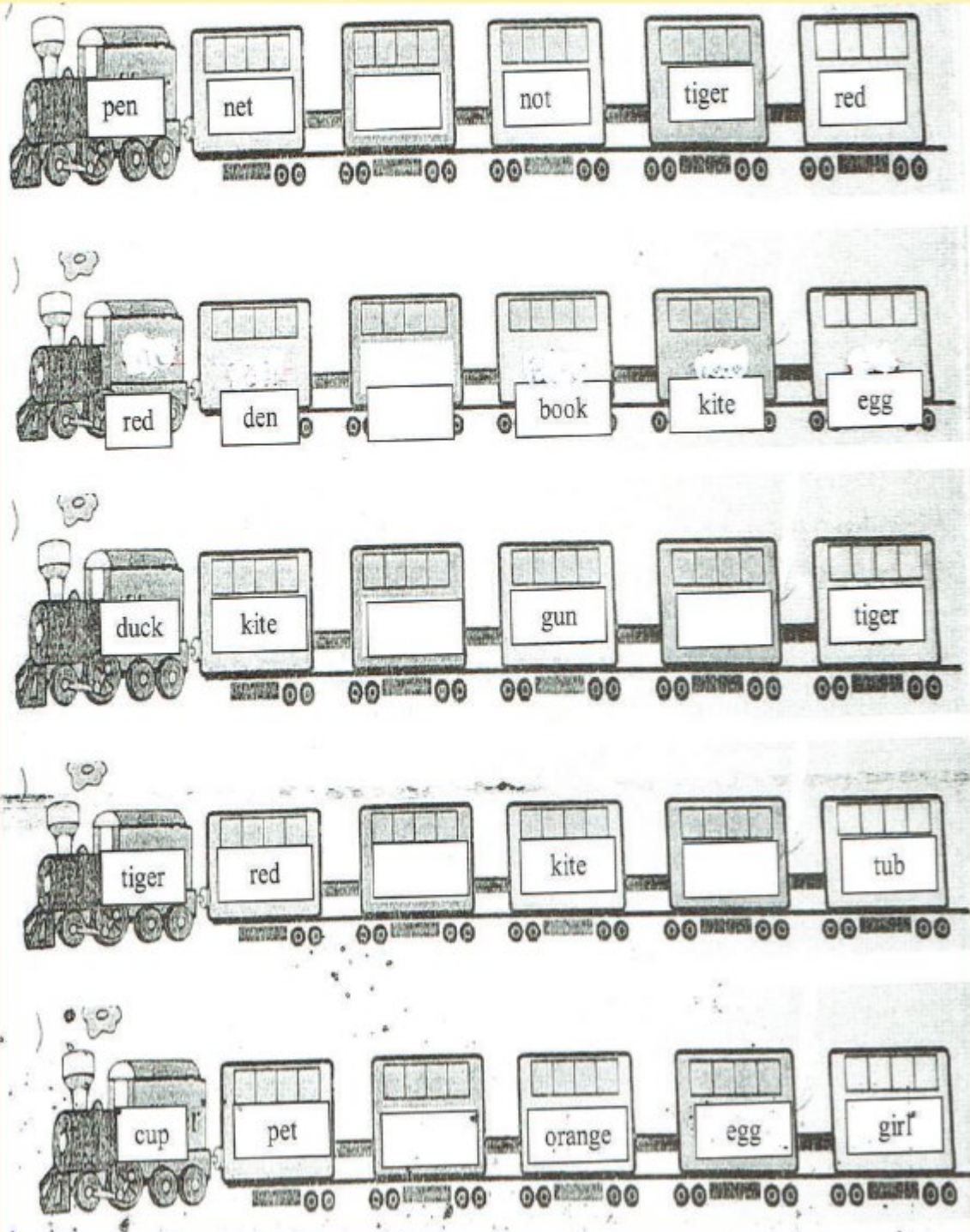
It tastes sweet.

She labours hard to store the wax.

Yes, hard work gives us reward.

Worksheet - 8 : The learner develops vocabulary through word chain

A. Complete these word trains .Make a new word with the last letter of the previous word. See the examples below and do.



B. Read the given words. Join them to make one word. One is done for you.

I. foot + ball = football

II. black + board = _____

III. rain + bow = _____

IV. tooth + brush = _____

V. pop + corn = _____

VI. butter + fly = _____

VII. hair + cut = _____

VIII. motor + cycle = _____

IX. rain + drop = _____

X. hand + bag = _____

XI. class + room = _____

XII. play + ground = _____

Worksheet - 9

MONTHLY TEST - ROY (WORKSHEET 1-8)

Each question has four options. Tick ☒ the right one.

Each question carries one mark

1. Which word names the picture ?

- A. BALL B. TREE
C. APPLE D. BAT



2. Select the correct name for the picture in small letters.

- A. tree B. egg
C. apple D. car



3. Which word will you get after arranging the letters.

k i f e n

- A. track B. mike C. knife D. traffic

4. choose the missing number

5,10, _____ 20,25

- A. 18 B. 15 C. 19 D. 22

5. The correct number name for 37 in word is _____.

- A. sixteen B. twentyseven C. thirty D. thirtyseven

6. Which number matches twenty six ?

- A. 26 B. 36 C. 12 D. 46

7. We go to see a doctor at a _____.

- A. hospital B. temple
C. hotel D. school

8. Choose the correct word to fill the blank.

She _____ a parrot.

- A. have B. are C. has D. am

9. A honey-bee gathers honey from _____.

- A. the forest B. sweet food
C. bee-hive D. every opening flower

10. _____ is between tuesday and Thursday

- A. Monday B. Wednesday
C. Sunday D. Saturday

Worksheet - 10 : The learner learns the days of a week and months of a year

- A. Read the names of days in a week given in the box. Write the names in order.**

Friday, Sunday, Saturday, Wednesday, Tuesday, Thursday, Monday

1. Monday
2. _____
3. _____
4. _____
5. _____
6. _____
7. _____

- B. Complete the following sentences using 'before', 'after' and 'between'.**

1. Sunday comes _____ Saturday.
2. Friday comes _____ Thursday.
3. Tuesday comes _____ Wednesday.
4. Friday comes _____ Thursday.
5. Monday comes _____ Sunday.

- C. Read the following poem and answer the questions that follow.**

Thirty days has September,
April, June and November,
All the rest have thirty one.
Which has twenty-eight days clear,
And twenty nine in each leap year ?

Questions :

1. The poem is about _____.

(days of a week, days of a month, days of each month, months in a year)

2. Which months in a year have thrity-one days ?

_____.

3. Which month has thirty-one days ? November or December ?

_____.

4. How many days will be there in February in the year 2020 ?

_____.

5. Write the names of three months which have equal number of days in them ?

_____.

6. Name the months which have thirty days ?

_____.

Worksheet - 11 : The learner learns simple rule of grammar

A. Tick the correct options and rewrite the sentences.

A. Sita is a girl.

He/She is a _____.

B. This is a box.

He / It is a _____.

C. This a Fruit.

He / It is a _____.

D. Gopal is a man.

She / He is a _____.

E. This is a bag.

She / It is a _____.



2. Fill in the blanks with 'He', 'She' or 'It'

(a)



This is Seema. She is a Tailor.

(b)

..... is a book



(c)



This is Rosy..... is a

(d)



This is Mary. is a nurse.

(e)



..... is a broom.

3. Circle the pronouns in the given story and write them in the space given.

Sana and Lata are friends. Sana likes to play cricket. She plays with Lata. She has a bat. It is a blue bat. Lata has a little brother, Paras. He also plays with Sana and Lata.

Worksheet -12 : The learner learns the use of prepositions in various contexts

1. Fill in the blanks choosing correct prepositions from the bracket
(as, in, on)

I. I take my breakfast _____ 7 o'clock.

II. My birth day is _____ Monday.

III. I was very naughty _____ the past.

IV. The country became independent _____ 1947.

V. You will not find anybody _____ the road _____ night.

VI. I was born _____ 4 O'clock _____ the Spring.


VII. Christmas Day is _____ 25th December.

VIII. I got down _____ the bus station.

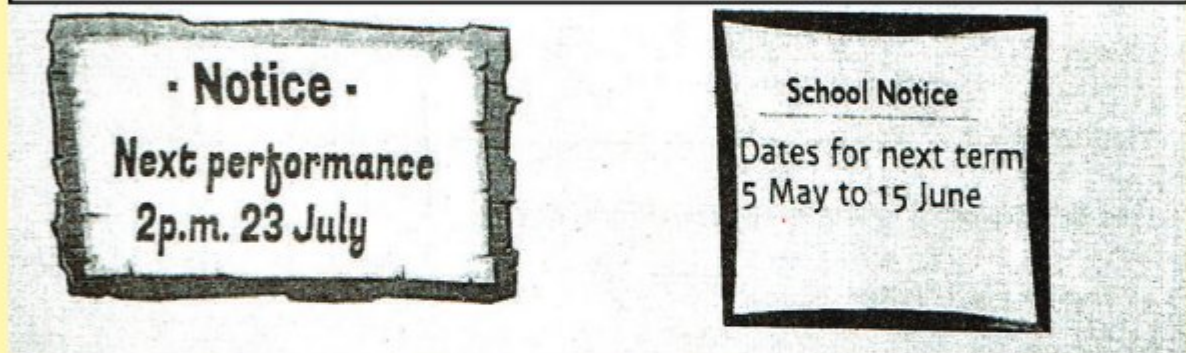
IX. She will come _____ 15th of August.

X. We feel much cold _____ winter.

3. Look at the notices. Complete the sentences below them. Use the correct prepositions at / on / in.



- a. Dental clinic is only open to public _____ Saturday. b. The train to Ranchi arrives _____ .




- c. The next performance of the play _____ d. The next term starts _____
will be _____ .

4. Complete these sentences with at / on / in.

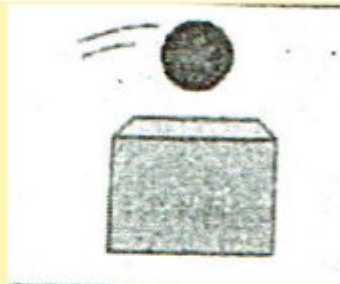
- I eat breakfast _____ 7.30 A.M. (at , in , on).
- My father goes to work _____ working days. (at, in, on)
- My birthday is next week, because I was born _____
October 15th (at, in, on)
- I go to bed _____ 8 O'clock. (at, in, on)
- I go to school _____ 7 am _____
Saturday. (at, in, on)

B. Match pictures with sentences.


The ball is over the box.



The book is under the table.



The dog is behind the table.



The chair is between the dogs.



A dog is in front of the house.




- (c) Look at the pictures and fill in the blanks with 'on', 'in', 'into', 'behind', 'in front of' and 'between' :



- I. The monkeys are _____ the tree.
- II. The frog jumps _____ the pond.
- III. The bear is _____ the fence.
- IV. The bird is _____ the two parrots.
- V. The child is _____ the man and the woman.
- VI. The woman is _____ the child.

(d) Fill in the suitable prepositions :

- i) The fish are _____ the aquarium.
- ii) The cat is _____ the table.
- iii) The tree is _____ the house.
- iv) The boy is _____ the tree.
- v) The kite is _____ the house.
- vi) I go _____ school daily.
- vii) The girl is _____ the wall.



Worksheet - 13 : The learners reads and responds to the comprehension questions of a prose text

Read the following passage silently and answer the questions that follow .

A. Gandhiji's full name was Mohan Das Karamchand Gandhi. Mohan was very shy at school. One day, the Inspector of Schools, Mr. Giles came to Mohan's school. He read five English words to the class and asked the children to write them down. Mohan wrote four words correctly. But he could not write one word, 'kettle ' correctly. The teacher made a sign behind the Inspector's back to copy the word from his friend. But Mohan did not do it because he believed that honesty is the best policy and one must always speak the truth. He thought that copying from others is not the right thing to do. It is like stealing.

The inspector left the school and the teacher scolded him. "I told you to copy it from your neighbour.", he said angrily. Mohan was still happy that evening because he thought he did the right thing.

Comprehension Questions :

1. What was Gandhiji's full name ?

2. Who came to school one day ?

3. What did the inspector ask the children to do ?

4. How many words did Mohan write completely ?

5. Which word was difficult for Mohan ?

6. What did the teacher do to help him ?

7. Why did Gandhi not copy ?

8. What did Gandhi think ?

9. Gandhiji did not copy the word from his friend because he believed that
(a) honesty is the best policy. (b) he could not see the word.
(c) he could not understand his teacher (d) the word was very difficult.

10. In the above passage copy in words from a friend is like
_____.(helping, cheating, stealing, lending)

Worksheet - 14 : The learner recites/sings a rhyme and responds to comprehension questions.

Read the following poem and answer the questions that follow .

A bird sits singing in our tree,
This is the song she sings to me.
“Don’t you touch my little nest,
Leave my babies there at rest.”
Dear little bird, you need not fear,
Your nest to me is very dear.
So sing, dear bird, your very best,
While all day long your babies rest.”

Answer the questions :

i. What is this poem about ?

This poem is about _____.

ii) Who is singing in a tree ? _____.

iii) Whose tree is it ? _____.

a) A bird’s

b) Some baby birds’

c) Singing boys’

d) The poet’s

iv) What does the bird not like the poet to do ?

v) What does the bird want her babies to do ?

vi) Does the poet want to cause fear in little birds ? How ?

vii) What do you know about the poet ? (choose the correct word)

The poet is a lover of _____

a) birds

b) animals

c) flowers

d) fruits

Worksheet - 15 : The learners reads a prose text and responds to the comprehension questions.

Read the following passage and answer the questions that follow .

A long time ago, there was a small village at the front of a mountain. In this village lived a man called Badal. A water fall fell from the mountain top to the ground below. When Badal looked out of his window, he could see the water fall.

In front of Badal's house was a small garden. One day, Badal looked out of his window and saw the lovely green grass. The sun was shining very brightly.

Badal went for a walk in the garden. He saw that the entire flowers were white. He decided to paint the flowers. Badal carried pots of violet, indigo, blue, green, yellow, orange and red paint out into the garden. He sat down on the grass and began to paint the flowers. He painted the roses red and the daffodils bright yellow.

I. Where was there a small village ?

II. What fell from the mountain top ?

III. From where could Badal see the water fall ?

IV. What did Badal see out of this window ?

V. Where did Badal go for a walk ?

VI. What did he see in the garden ?

VII. What did Badal decide to do ?

VIII. What did Badal carry ?

IX. In which colour did he paint roses ?

X. Which colour did he paint the daffodils ?

XI. Badal wanted to paint the flower because they were all

(black, red, white, green)

Worksheet - 16 : The learner learns simple rules of grammar (past progressive forms)


(a) Look at the pictures and fill in the blanks.



Last Sunday, Lila went to meet her friend, Mini.



It was _____.



Mini's mother _____ in the kitchen.

Mini's father was _____.

Mini was _____ in the garden.


Mini's brother, Muna _____
_____ the Plants.

(b) It was 10 O' clock last Sunday. Mini and her friends were doing certain things. Look at each pricture and write a sentence. The first one has been done for you.

i. Mita was showing a picture to her friends.



ii. Sita _____.



iii. Nandu _____.



iv. Rabi _____.



v. Smita _____.



vi. Rina _____.

Worksheet - 17 : The learner learns and uses simple rules of grammar (simple present form)

1. Correct the following sentences

Put a tick (✓) for the correct sentences and a cross (x) for the incorrect sentences, in the space given below. Rewrite the sentence correctly.

Example:

Samita read the book. ☒

Samita reads the book.

a. I go to Delhi every year. ☐

b. They take a bus to go to school. ☐

c. Payal works in a bank. ☐

d. Cats loves milk. ☐

e. My dog love meat. ☐

2. Complete each sentence using the correct present tense form of the verb given.

Example: Incorrect- They goes to the park on Sunday.

Correct- They go to the park on Sunday.

a. Amit _____ a bicycle. (ride, rides)

b. She _____ dinner. (cook, cooks)

c. Rani and Reshma _____ an ice cream. (eat, eats)

d. Farmers _____ crops in the field. (grow, grows)

e. The sun _____ in the east. (rise, rises)

3. Complete the sentences with the correct form of verbs. One is done for you.

Example:

He joins the picnic

They join the picnic.

a. I like apples.

He _____.

b. They run every day.

He _____.

c. I read books

Mohit _____.

d. Boats sail in the rivers

A boat _____.

e. They love flowers

She _____.

4. Read the story and answer the following questions.

Abdul is a wood cutter. He is an honest and hardworking man. He has a donkey named Juba. Sometimes Juba walks slowly and sometimes runs fast. She is white. Her tail and head are dark brown. She is ten years old. Abdul waits for Juba every morning. He gives her bananas. Juba loves Abdul.

a. What is the passage about? (Tick the correct option.)

(i) Hardworking cow

(ii) Hardworking Abdul

(iii) Lazy donkey

(iv) Active donkey

b. What kind of person is Abdul?

c. What is the name of the donkey?

d. What is the age of the donkey, Juba?

e. Write 'T' for true statements and 'F' for false statements.

i. Abdul gives Juba bananas, to eat. _____

ii. Juba hates Abdul. _____

iii. Abdul is an honest woodcutter. _____

f. Fill in the blanks with correct forms of the verbs.

i. Juba _____ slowly. (walk / walks)

ii. Abdul _____ for Juba every morning. (wait/ waits)

iii. The woodcutter always _____ her food. (give/ gives)

iv. Abdul _____ Juba. (loves/ love)

Worksheet - 18
MONTHLY TEST - 2 ROY

Worksheet 10-17

Full Mark - 10

Each question has four multiple choices. Tick ☒ the correct answer.
Each question carries one mark.

1. Complete the sentences with the correct word

Ipsita is a girl.

_____ is a dancer.

- A. He B. She C.They D.you

2. _____ rains on trees.

- A. He B. She C.They D.It

3. the boy is walking _____ the road.

- A. over B. on. C. above D. under

4. I go to bed _____ 8 o'clock.

- A. to B. during C. at D. in

5. Gandhiji believed that copying words from a friend is like _____.

- A. helping B. cheating C.stealing D. lending

6. "A bird sits singing in our tree,
this is the song she sings to me".

In the above lines, _____ is singing in a tree.

- A. a dog B. a monkey C. a bird D. a mouse

7. See the picture and fill in the blank with the correct word.



The house is _____ the trees.

- A. in front of B. between C. into D. in

8.Badal went for a walk in the

- A. market B. river C. park D sea

9. Last Sunday, Mini _____ in the garden.

A. was cooking B. is dancing C. was working D. was washing clothes

10. Amit _____ a bicycle.

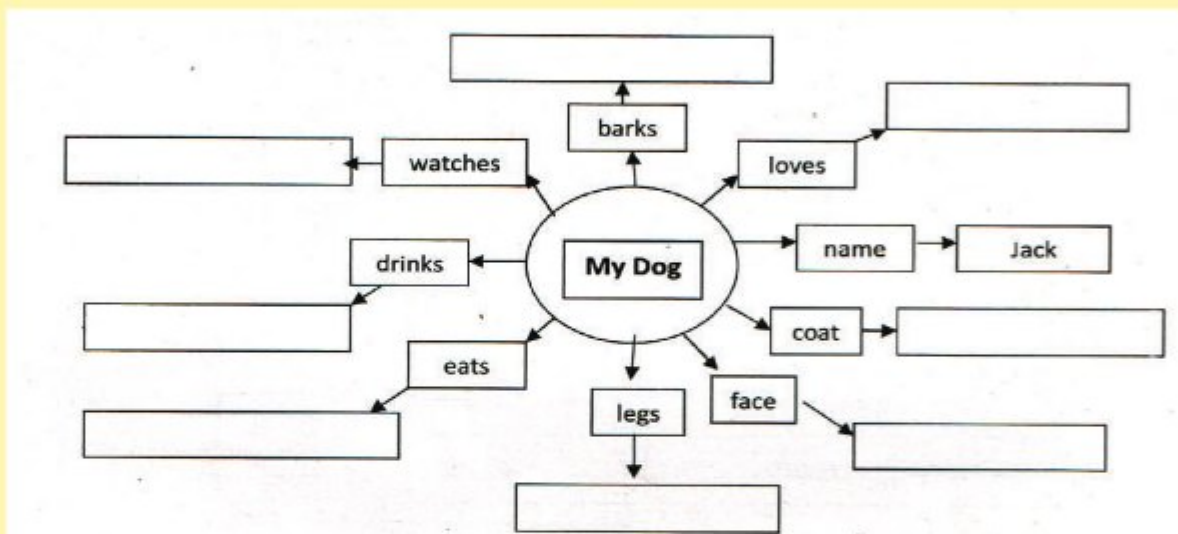
A. ride B. rides C. riding D. riden

Worksheet - 19 : The learner reads a paragraph and writes a similar paragraph (parallel writing)

(a) Read the following paragraph about “My Dog”.

I have a dog. His name is Jack. His coat is white with spots of black. His face looks funny. His legs are swift. He eats rice and meat. He drinks water and milk. He watches our house at night. He barks at strangers. He always follows me. He loves me much. I love him too.

(b) Now see the above paragraph and fill in the boxes in the following diagram. One is done for you.



(c) Write a similar paragraph on ‘My Cat’.

.....

.....

.....

.....

.....

.....

.....

.....

.....

.....

.....

Worksheet - 20 : The learner uses authentic materials to write the answer

A. Read the menu of the hotel and answer the questions that follow:

HOTEL WEST VIEW

MENU

FOOD ITEM	PRICE
Vegetable Sandwich	Rs. 40.00
Vegetable burger	Rs. 42.00
Patties	Rs. 25.00
Fruit cake	Rs. 10.00
Pastry	Rs. 17.00
Chips	Rs. 10.00
Chocolate Ice-cream	Rs. 22.00
Strawberry Ice-cream	Rs.20.00
Milk	Rs.20.00
Lassi	Rs. 15.00
Butter Scotch Ice-cream	Rs. 32.00

1. The text is about _____.

(a) railway time table

(b) bus time table

(c) a menu in a hotel

(d) class time table

2. What is the name of the hotel?

_____.

3. How many food items can you have in this hotel?

_____.

4. Which item has the highest price and which has the lowest price?

_____.

5. How much will you pay if you eat fruit cake, chips and chocolate ice-cream? _____

6. What are the two items that you love to drink?

The two items that I love to drink are _____

7. Which items do you like the most on a hot summer day?

Worksheet - 21 : The learner reads/comprehends the pictures and writes a small story

Look at the picture below and write the story in your own words in the space given below.

THE CROW AND THE UMBRELLA



This image shows a full page of blank, yellow-lined paper. The paper has a light cream or pale yellow background color. It is ruled with thin, dark grey horizontal lines that are evenly spaced across the entire page. There are no margins, text, or other markings on the paper.

Worksheet - 22 : The learner learns and identifies naming words (nouns)

(a) Read the following paragraph in the box.

Mohan is a farmer. He lives in a village. He grows crops and vegetables in his field. He has many cows and a dog. The cows give milk. The dog watches his house.

In this paragraph 'Mohan' is the name of a person, 'village' is the name of a place, 'vegetable' is the name of a thing, and 'dog' is the name of an animal.

Such words as Mohan, village, vegetable and dog are naming words or **Nouns**. So, all naming words are **Nouns**.

(b) Complete the following paragraph using the naming words / nouns from the box.

A visit to my village

horses, village, cat, dogs, milk, cock,
kittens, pond, grandmother, cow, hen

In June, we went to the _____ where my _____ lives. She has a farm. In her farm, there are many birds and animals. There are two _____, a _____ with its _____, three _____ and one _____ who gives us _____. They drink water from a _____ in the farm. The _____ and the _____ move together in the farm.

Worksheet - 23 : The learner comprehends a poem and responds to comprehension questions

Read the poem and answer the following questions.

Bees give us honey,
Cows give us milk,
Hens give us eggs,
And silkworms silk.
Sheep give us wool,
We make into clothes,
Animals help us,
In ways like those!
Dogs guide the blind,
And some herd sheep,
Some others guard homes,
When we are asleep.
Animals are pets,
Like a dog or a cat,
Animals help us,
In ways like that!

Comprehension Question:

- i. What do bees give us?

Bees give us _____.

- ii. What do cows give us?

Cows _____.

- iii. What do hens give us?

_____.

- iv. Who give us silk?

_____.

v. Who give us wool?

_____.

vi. What do we make from silk and Wool?

_____.

vii. Do you give them anything?

_____.

viii. Who guide the blind?

_____.

ix. What do some other dogs do?

_____.

x. When do dogs guard our homes?

_____.

xi. Name three pet animals.

_____.

xii. Are the pet animals useful to you? If yes, give an example.

_____.

xiii. We get eggs from_____.(bees, cows, hens, sheep)

Worksheet - 24 : The learner learns simple rule of grammar (present progressive form)

A. Task-1: Match the words under 'A' with the words under 'B'. Then write sentences based on your matching. One is done for you

A	B
The butterfly	are flying
The bees	are jumping in the branches
The birds	are buzzing
The gardener	are sitting on the trees.
Some birds	is watering plants
The old people	are walking on grass
Some men	are sitting in the field

Some men are walking on grass.

B. Task-2: Today is Sunday. The pictures below show what Mini and her friends are doing today. Look at the pictures and write what they are doing in each picture.

1. Mini is _____



2. Mita is _____

3. Mini is _____ to her friend.



4. Rita is _____

(watering the plant, reading a book, greeting, drinking water)

C. Task 3 :Change the following sentences like the example given.

Example: I run on the road.

I am running on the road.

1. I go to my school with my friends.

2. We play in our school ground.

3. I come back my home.

4. I wash my hands and legs.

5. I pray to God with my parents.

6. I sing a song.

7. I read my English book.

8. I eat my dinner.

9. I clean my clothes.

10. I write letters and songs.

Worksheet - 23 : The learner develops vocabulary through solving simple cross-word puzzle

A. Task-1: Choose the odd ones. (One is done to help you.)

- a) lion, Parrot, leopard, tiger: parrot
- b) pen, pencil, book, sketch pen: _____
- c) orange, mango, grapes, potato: _____
- d) parrot, sparrow, swan, dog: _____
- e) chair, table, stool, mat: _____

B. Task-2: Find and circle the opposite words for the words given in the box.

Then write them in the space provided below. One is done for you.


D	B	R	H	E	A	V	Y
L	A	S	O	U	R	E	A
O	D	W	T	U	L	N	T
C	L	E	A	N	N	I	A
B	O	A	V	I	C	D	L
U	N	K	H	I	N	G	L
S	G	R	D	U	E	H	A
A	P	K	A	E	W	E	T

You can find the words using letters from :

- Left to right, right to left.
- Top to bottom, bottom to top.

1. new : old
2. sweet: _____
3. dirty : _____
4. short : _____
5. dry : _____
6. light : _____
7. Strong: _____
8. cold : _____

C.Task-3: Who are they? Read the clues and fill in the boxes.



Worksheet - 26 : The learner complete a story using given words, learns simple rule of grammar (simple past)

(A) Fill in the blanks choosing the words given in the box and complete the story.

Once a woodcutter _____ to a forest on a river bank. He _____ cutting wood with his axe. Suddenly, his axe _____ into the river. He _____ God to help him. God of water _____ his prayer. He came out of water. He _____ him "Why are you crying? What _____ to you?" The woodcutter _____, "My axe has fallen into the water."

The God of water _____ into the river and came out with two axes. One _____ golden and the other, iron. "Which one is yours?", God asked him. "The axe made of iron is mine, please give it to me," _____ he" _____ The golden axe is a reward for your goodness," the God said to the woodcutter, "You are good and honest. Take your own axe". The woodcutter _____ the God and _____ both the axes. God said, "Go and live a happy life. never cut the trees again."

happened, fell, answered, said, took, prayed, started, asked, cried,
was, went, thanked, dived, heard

(B) Fill in the blanks with the correct form of verbs given in brackets and write what Anwesha did last week.

Anwesha _____ (go) to the beach last week with her parents and sister. They _____ (see) many ships sailing in the sea. Anwesha and her sister played in the water for a long time.

Then they _____ (build) sand castles on the beach. They _____ (fly) kites and _____ (eat) ice-creams and samosas. They _____ (ride) on horses and _____ (have) a very good time.

Worksheet - 27
MONTHLY TEST - 3
(Worksheet 19-26)
Full Mark - 10

Each question has four options. Tick ☒ the correct answer.
Each question carries one mark.

1. The _____ guards our house at night.

- A. owl B. cat C. tiger D. dog

2. We prefer _____ on hot summer days.

- A. tea B. chips C. ice-cream D. coffee

3. _____ is a vegetable.

- A. Apple B. Banana C. Cabbage D. Grape

4. Cow gives us _____ .

- A. egg B. milk C. fish D. honey

5. The birds are _____ in the sky.

- A. sleeping B. walking
C. flying D. sitting



6. Choose the odd one out.

- A. lily B. lotus C. pineapple D. rose

7. The word opposite to dirty is _____.

- A. old B. clean C. heavy D. cold

8. One who makes furniture is a _____.

- A. doctor B. pilot C. barber D. carpenter

9. Fill in the blank with correct form of the verb.

Last sunday, Rani _____ to see her grandmother.

- A. went B. goes C. go D. going

10. See the picture and fill in the blank.

The boy is _____ his hands.



- A. combing B. brushing C. cutting D. washing

Worksheet - 28 : The learner reads/comperehends a prose text and responds to the questions

Read the following paragraph silently and answer the questions orally first. Next write the answers to those questions in the space provided for each.

Birsa Munda was born in a poor family in Bihar (now in Jharkhand) in 1875. His father, Sugana Munda worked as a labourer. For a short time, Birsa studied in a school at Katanga. But he could not continue his study because of poverty. From the very young age he worked as a cowboy of a landlord. One day the landlord saw Birsa reading a book leaving the cows to graze on a paddy field. So he removed Birsa from the job.

Questions:

1. Who is this paragraph about?

2. Where was Birsa born?

3. When was he born?

4. Who was his father?

5. What was his father?

6. Why did he not continue his study?

7. What work did Birsa do at a young age?

8. Who was his master?

9. Why did he get angry with Birsa?

10. Who removed Birsa from job?

Worksheet - 29 : The learner learns to write a similar paragraph based on the information given (parallal writing)

Read the paragraphs given below. Next, fill in the form with necessary information. Finally write a similar paragraph on your own.

My School

The name of my school is Bandhapali Nodal Primary School. It is in the village of Bandhapali. Bandhapali is located in the district of Sundargarh. There are eight teachers in my school. Mr Brundaban Patel is our Headmaster. Mrs Smita Naik is our class teacher. She teaches us English.

Our school has a beautiful garden. There is a well at the end of the north corner. We sprinkle water in our garden.

I love my school very much.

Learners will fill in the form below with information related to their own school.

My School

- Name of school: _____
- Location : _____
- Name of the district: _____
- Number of teachers in school: _____
- Name of the Headmaster: _____
- Name of the class teacher: _____
- Subject your class teacher teaches: _____
- Is there a garden in your school? _____
- Where is the well? _____
- Do you love your school? _____

Write a paragraph on 'My School' using the information in the form.

My School

This image shows a single sheet of bright yellow paper with horizontal ruling lines. The lines are evenly spaced and run across the width of the page. There are no margins, text, or other markings on the paper.

Worksheet - 30 : The learner writes a small paragraph about himself/herself based on his/her information

Fill in the following bio-data form about yourself.

Name: _____

Father' Name: _____

Place: _____

Profession of father: _____

His likes: _____

His dislikes: _____

Your aim in life: _____

Write a small paragraph based on the information in your bio-data form.

Worksheet - 31 : The learner reads comprehends a text and responds to comprehension questions

A. Read the following text silently and answer the questions that follow.

We all live in homes. Animals and birds also need homes. However, their homes have different names.

Lions and tigers live in dens. Rats and snakes live in holes. Birds make nests in trees. Spiders live in dark corners.

Bees make hives to live. Ants usually live in mudnest.

Dogs live in kennels. Cats can live anywhere. Pigs like sty and hens like coops.

Comprehension questions. (Orally first)

i. What is this text about?

ii. Where do we live?

iii. Do animals and birds need homes?

iv. Where do lions and tigers live?

v. Where do rats and snakes live?

vi. What is the living place for birds?

vii. Where do spiders live?

viii. Where do bees and ants live?

ix. Where do dogs live?

x. What about pigs?

B. Match words under 'A' with words under 'B'

A

lion

rats

birds

bees

ants

dogs

pigs

B

hole

nest

sty

den

kennel

hives

mud-nests

C. Write some sentences based on the matching activity under B. A sentence is given to help you.

Example : Lions live in dens.

Worksheet - 32 : The learner reads a prose text and responds to comprehension questions

A. Read the paragraph below and answer the questions that follows.

There was a deep forest. In that deep forest lived a rabbit. One moonlit night the rabbit was walking happily in that forest. On his way, he came across a well. He looked into the well. The white ball was floating on the water. The ball was nothing but the reflection of the moon. But he thought it was a big cake.

Comprehension Questions: (Orally first)

i. What is this paragraph about?

ii. Where did the rabbit live?

iii. Where was it walking?

iv. When was it walking there?

v. What did it come across on his way?

vi. What did it see in the well?

vii. What did it think?

B. Read the text (A) in the last page

Write another paragraph to complete the story.

While writing you may use the words / phrases given in the box.

sweet cake, jumped into, wanted to eat, couldn't come out

[illegible]

Worksheet - 33 : The learner learns simple sentence pattern using a table and writes answers to the questions.

A. Make sentences from the table and write them in the space provided

S. No.	Student		Actions
1.	Amrita and Rashmi	like likes	sing
2.	Suman and Rajat		dance
3.	Bapuni		paint
4.	Madhu		play football
5.	Rabi, Sanjay, Narayan and Preeti		play cricket
6.	Indira		cook

B.

1. Amrita and Rashmi like singing./

2.

3.

4.

5.

6.

C. Now answer the following questions based on the above information.

1. Does Amrita like to sing?

2. Who likes painting?

3. Who else like to sing?

4. How many students play cricket and cook?

Worksheet - 34 : learner learns to write in order to get a meaningful text patterns using

Arrange the sentences in order by writing the serial number in each box. Then write the sentences (1-8) in the space provided.

MAKING TEA

- Boil the water.
- Place the tea-pot on the stove.
- Pour water in the tea-pot.
- Add milk and sugar in the pot.
- Put in the tea-leaves.
- Light the stove.
- Strain the tea into a cup.
- Now, it is ready to take.

1. _____
2. _____
3. _____
4. _____
5. _____
6. _____
7. _____
8. _____

Worksheet - 35 : The learner learns to describe a picture using given words

(Write about the picture using the appropriate words from brackets)



(branches, wild, short, elephant, huge, black, small, roam, leaves)

1. This is an _____.
2. The elephant is a _____ animal.
3. Usually it is _____ in colour.
4. It has four _____ legs and a _____ tail
5. It has two _____ eyes.
6. An elephant loves to _____ in the forests.
7. It lives on _____ and _____ of the tree.

Worksheet - 36
MONTHLY TEST - 4 ROY

Worksheet 27-34

Full Mark - 10

Each question has four multiple choices. Tick ☒ the right one.
Each question carries one mark.

1. Birsa Munda was born in _____.
A. Bihar B. Odisha C. Kerla D. Punjab
2. His father worked as a _____.
A. farmer B. labourer C. carpenter D. electrician
3. Birsa Munda worked as a _____ of a landlord.
A. teacher B. doctor C. driver D. cowboy
4. To make tea, one has to _____ water first.
A. cool B. drink C. boil D. throw
5. Amrita and Suman _____ to sing.
A. loves B. love C. to love D. loving
6. Madhu _____ to dance.
A. likes B. like C. to like D. liking
7. See the picture and fill in the blank
The dog _____ our house.
A. sees B. watches
C. looks D. finds
8. Read the sentence and answer.
"One moonlit night, the rabbit was walking happily in a forest"
the rabbit was walking _____ in a forest.
A. sadly B. angrily C. happily D. surprisingly
9. Complete the sentence with the correct answer.
The white ball floating on the water was nothing but the _____.
A. reflection of moon B. reflection of sun
C. reflection of stars D. reflection of sky
10. A lion lives in _____.
A. stable B. house C. den D. kennel

