

# Acknowledgement

## Reviewers

Dr. Kartikeswar Behera  
Sj. Prana Krushna Mohanty  
Sj. Gadadhar Behura

Authors:

Sj. Ashok Kumar Mohanty  
Smt. Mita Dash  
Smt. Pushpa Rani Panda

## Administrative Advisor

Sh. Bhupendra Singh Poonia, IAS  
State Project Director, OPEPA

**Sh. Surya Narayan Mishra OES-I**  
Joint Director, Pedagogy & Teacher  
Training, OSEPA

## Support

Smt. Mitali Patra  
Smt. Jaya Banerjee

## Technical Support

Bhabani Pradhan  
Puspanjali Prushti

ଶିକ୍ଷଣ ଶିବିର ନିମନ୍ତେ  
ନମୁନା ଅଭ୍ୟାସ କାର୍ଯ୍ୟପତ୍ର

**Practice worksheets for  
Learning Camp**



## CONTENT FOR LC (CLASS-VI)

Sl. No.	Learning Outcome	WS No.	Link with Text Book Topic / Class	Page No.
1	Recognises capital and small letters and their sound	Ws-1		
2	Speaks about himself / herself	Ws-2		
3	Recites poem individually / in groups with correct pronunciation and information Copies the lines with proper strokes and movements	Ws-3		
4	Associates word with pictures, Recognises capital and small lettered words	Ws-4		
5	Recognises small and capital lettered words with pronunciation.	Ws-5		
6	Writes simple words in capital and small letters	Ws-6		
7	Writes simple words to fill in the missing letters	Ws-7		
8	Associate words with pictures Writes simple words	Ws-8		
9	Writes the picture-names Arranges the letters to get meaningful words	Ws-9		
10	Rearranges the jumbled letters to get meaningful words	Ws-10		
11	Signs/recites the rhyme with action and comprehends the text	Ws-11		
12	Reads and comprehends a text Answers the comprehension questions orally	Ws-12		
13	Solves simple crossword puzzles and builds words	Ws-13		
14	Sings / recites the poem with action copies the sentences of the poem in good handwriting	Ws-14		
15	Reads and comprehends a poem Answers the comprehension questions orally	Ws-15		
16	Learns the names of four directions using clues	Ws-16		
17	Solves some simple riddles	Ws-17		
18	Sings / recites a poem and comprehends Solves simple cross-word puzzles using visual clues	Ws-18		
19	writes simple composition writes words using visual clues	Ws-19		
20	ASSESSMENT - 1	Ws-20		
21	Uses singular and plural forms of nouns	Ws-21		
22	Associates picture with words and writes the picture name	Ws-22		
23	Learns to use the appropriate articles using visual clues	Ws-23		
24	Identifies the odd one out of a group of words	Ws-24		
25	Reads and comprehends a text Takes part in role play	Ws-25		

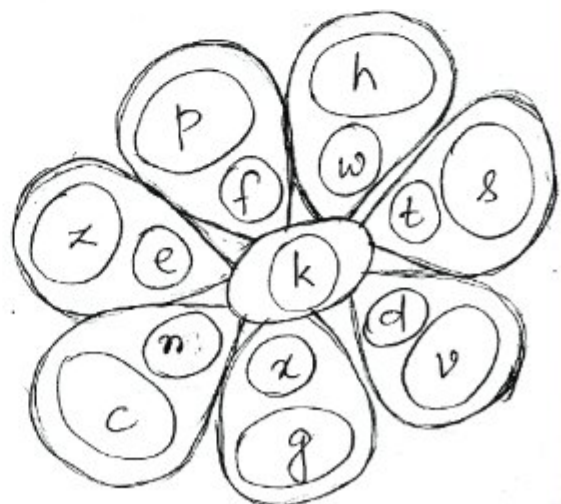
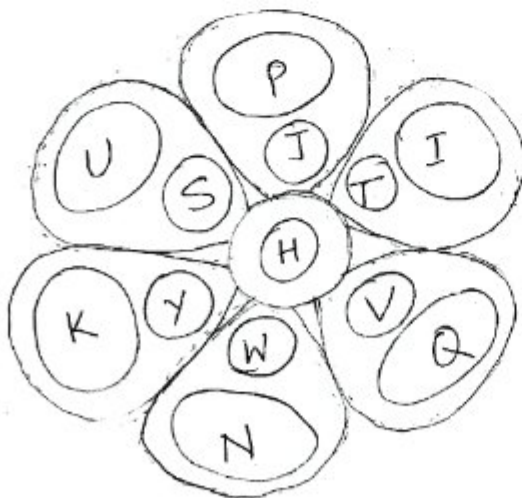

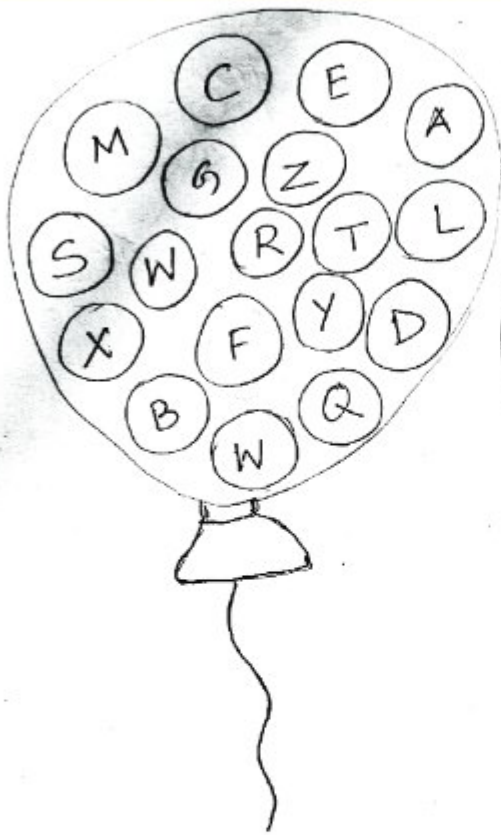


26	Reads and comprehends the text and writes the answers to the comprehension question	WS-26		
27	Solves simple cross-word puzzles	WS-27		
28	Sings the poem and learns the contracted forms	WS-28		
29	Learns about some professions and make meaningful short sentences Writes small paragraph using/visual clues	WS-29		
30	Says the phonic value of known words	WS-30		
31	Comprehends a prose text and responds to comprehension questions	WS-31		
32	Learns simple rules of grammar ( Singular and plural )	WS-32		
33	Completes a story using appropriate words given	WS-33		
34	Associates pictures with words and learns some names of public places	WS-34		
35	Reads and comprehends a poem Responds to the comprehension questions both orally and in writing	WS-35		
36	Complete a story using given words	WS-36		
37	Learns and uses masculine and feminine forms of words	WS-37		
38	Comprehends the text and responds to questions both orally and in writing	WS-38		
39	Learns and uses degrees of comparison	WS-39		
40	ASSESSMENT - 2	WS-40		



## Worksheet-1 : The learners recognises capital and small letters and their sounds

The teacher points at each letter and the students read it out. First reads the capital letters and then Small letters.



## Worksheet-2 : The learners speaks about himself/herself

### Listening and Speaking: Introducing oneself and introducing others

1. Teacher introduces himself / herself using the following lines. S/  
He writes the lines on the blackboard with blanks.

Good morning !

I'm \_\_\_\_\_

I'm from \_\_\_\_\_

I'm \_\_\_\_\_ years old.

I'm a \_\_\_\_\_ (teacher/student).

I go to \_\_\_\_\_ school.

2. Students copy the above lines and fill in the blanks. Teacher helps them whenever they need s/he asks them to prepare to speak.

3. Teacher invites 3-5 students to come to the front of the class and say about themselves. S/he invites all students one by one.

**Worksheet-3 : The learner recites the poem individually in groups with correct pronunciation, Copies the lines with proper strokes and movement**

**Task -1**



**Pussy Cat, Pussy cat**

Pussy Cat, Pussy cat

Where have you been ?

I have been to London to see the queen.

Pussy cat, Pussy cat

What did you do there ?

I frightened a little mouse

Under the chair.

Let us sing :

- The teacher sings with action and students listen to him / her without looking at the text.
- S/he sings and students listen to him/her looking at the text.
- S/he reads aloud with action first two lines, students repeat after him/her.
- S/he reads the next two lines aloud with action, students repeat after him/her.
- S/he asks each student to read a line aloud the next student the next line and so on till the last student reads aloud.



## Task : 2

Let us write :

Copy the lines of the poem in good handwriting.

Pussy cat, Pussy cat


Where have you been ?


I have been to london tosee the queen.


Pussy cat, Pussy cat


What did you do there ?


What did you do there ?


What did you do there ?


I frightened a little mouse


Under the Chair.


**Worksheet-4 : The learners associates words with pictures, recognises capital and small lettered words.**

**Task -1 : Match the pictures with their names. Write the number in the box**

1.



B

CROW

2.



SQUIRREL

3.



TABLE

4.



LION

5.



RAT

6.



BI-CYCLE

7.



TREE

8.



FROG

**Task -2 : Match the words with pictures and write the number in the box.**

**A**

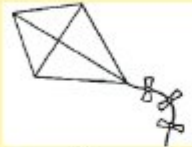
**B**

1.



train

2.



hat

3.



kangaroo

4.



star

5.



kite

6.



ice-cream

7.



girl

8.



tie

9.



kite

10.



slate



**Worksheet-5 : The learners reads aloud with appropriate pronunciation, recognises small and capital lettered words.**

**Task-1 :** Your teacher will read the following words aloud.  
You listen to him/ her and then read all the words aloud.

KEY

CAMERA

JACKAL

RADIO

MANGO

UMBRELLA

WATCH

DOLL

NEST

GARDEN

VILLAGE

PASTE

ONION

LAMB

BOOK

DOCTOR

FLOWER

HORSE

ELEPHANT

ENGINE

YATCH

FOX

**Task-2 :** Your teacher will read the following words aloud.  
Listen to him/her and then read all the words aloud.

sheep

lemon

bamboo

eagle

grape

India

ship

rose

forest

cricket

ten

van

door

balloon

twenty

Mumbai

house

bottle

yellow

xerox

lion

kerosene

water

zebra

angel

mouse

bullock

number

Odisha

queen

paper

pencil

## Worksheet-6 : The learner writes simple words in capital and small letters

### Task-1 :

Some words below are in Capital letters, others are in small letters. Write the capital letter words in small letters and the small letter words in capital letters. One is done for you as example.

**MONKEY**

\_\_\_\_\_

\_\_\_\_\_

**UMBRELLA**

\_\_\_\_\_

**ICE-CREAM**

**KITE**

\_\_\_\_\_

**XYLOPHONE**

\_\_\_\_\_

\_\_\_\_\_

**RAIN**

\_\_\_\_\_

**HOUSE**

\_\_\_\_\_

**QUEEN**

monkey

egg

nest

\_\_\_\_\_

jug

\_\_\_\_\_

\_\_\_\_\_

train

\_\_\_\_\_

water

yellow

\_\_\_\_\_

queen

\_\_\_\_\_


mice

\_\_\_\_\_



## Worksheet-7 : The learner fills in the missing letters and complete the words

**Task.-1 :** See the pictures with their names below.  
Some letters in the names are missing.  
Write the missing letters and complete the names.



d \_ \_



c \_ w



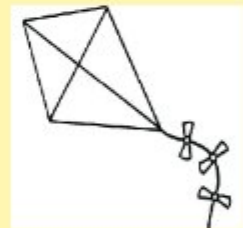
t \_ a \_ n



\_ ar \_ ot



\_ o \_ se



\_ i \_ e



s \_ h \_ \_ l



t \_ m \_ le



e \_ \_



h \_ l \_



m \_ t \_ er




\_ oct \_ \_



\_ ab \_ \_ t



\_ en \_ i \_



\_ p \_ l \_



\_ ar \_

**Worksheet- 8 : The learners associates words with pictures, Writes simple words for each picture.**

**Task.-1 :** Look at the pictures and write their names in the space provided below. One is done for you.



Jeep\_\_\_\_\_



\_\_\_\_\_



\_\_\_\_\_



\_\_\_\_\_



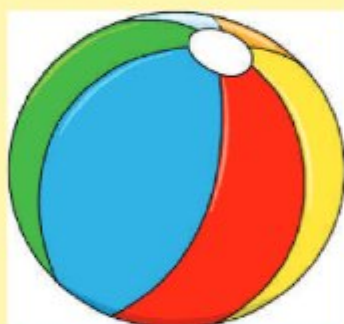
\_\_\_\_\_




\_\_\_\_\_



\_\_\_\_\_



\_\_\_\_\_



\_\_\_\_\_




\_\_\_\_\_



**Worksheet-9 : The learners writes the names of the pictures.**

**Task.-1 :** Look at the pictures. Write names of the animals / birds in the boxes.



**Task-2 :**

1. Fill in the blanks with a,e,i,o, u.

he \_\_d, \_\_ rms, gl\_\_ss, dr\_\_ss, h \_\_ \_\_ r

**Worksheet -10 : The learners rearranges the jumbled letters to get meaningful words**

**Task.-1 :** Look at each picture and their names  
The letters in the names are not in right order. Put the letters in order and write the correct names.



kobo : \_\_\_\_\_



ablet : \_\_\_\_\_



tac : \_\_\_\_\_



anf : \_\_\_\_\_





eert : \_\_\_\_\_



abyb : \_\_\_\_\_



llod : \_\_\_\_\_



irlg : \_\_\_\_\_

ibrd : \_\_\_\_\_



puc : \_\_\_\_\_

**Worksheet-11 : The learner sings/recites the rhyme with action and comprehends the text.**

**Let's sing a rhyme :**

**RAIN**

Rain, rain  
Go away,  
Little Johnny,  
Wants to play,  
Come again  
Another day.



- \* Teacher reads aloud the rhyme with action, students listen (two times).
- \* Teacher reads aloud one line, students repeat it after him/her in chorus (two times).
- \* Teacher reads aloud line by line. Students follow the lines in their books.
- \* Teacher reads aloud one line, students repeat after him/her
- \* Students read the rhyme silently and answer the following questions.
  1. Who says Rain to go away - the poet or the mother or the father of Johnny?
  2. Why does s/he want rain to go away ?
  3. Who will come again another day ?



**Worksheet-12 : The learner reads and comprehends a text, answers the comprehension questions orally, takes part in small role-play, writes with proper strokes**

**Task -1**

- \* Teacher introduces the topic and reads aloud the text.
- \* He reads aloud for the second time.
- \* Students follow the lines while the teacher reads
- \* Students read the text silently.

There was a cat. The cat was hungry.

There was a mouse. The mouse was  
inside his hole.

Cat : Come out, come out

The weather is cool.

Mouse It's good for me,  
to stay in my hole.

- \* The teacher asks the following questions. Students answer orally.
  1. Who are there in the story ?
  2. Who was hungry ?
  3. Where was the mouse ?
  4. Who said, "The weather is cool". ?
  5. What did the mouse say ?

## **Task -2 : Role play**

- \* Teacher organises / administers the following role play.  
s/he guides where it is necessary.

Cat : Come out, come out  
The weather is cool.

Mouse : It's good for me,  
to stay in my hole.

### Task - 3 : Writing

Let us copy the story written in dialog form.

There was a cat.

There

The cat was hungry.

There was a mouse.

The mouse was inside his hole.

Cat : Come out, come out,

The weather is cool.

Mouse : It's good for me,

To stay in my hole

**Worksheet-13 : The learners solves simple cross-word puzzles and builds words.**

**Task - 1: Teacher reads out the riddles to the class. Students answer.**

**Then they write the answers in the blank space.**

**Who am I ?**

I fly in the sky \_\_\_\_\_

I give you fruits and flowers : \_\_\_\_\_

I give you milk. \_\_\_\_\_

I show you time. \_\_\_\_\_

You use me when you write . \_\_\_\_\_

I keep your teeth clean. \_\_\_\_\_

I watch your house at night \_\_\_\_\_

You can see me in the sky at night. \_\_\_\_\_

I wake you up in the morning. \_\_\_\_\_

I jump from one tree to another. \_\_\_\_\_

I'm very cold and soft. \_\_\_\_\_

You like to eat me in summer \_\_\_\_\_



**Let us sing and act :**

Clap your hands, clap your hands  
Listen to the music and clap your hands.  
Stamp your feet, stamp your feet  
listen to the music and stamp your feet.  
Jump up high, jump up high  
Listen to the music and jump up high.  
Turn around, turn around  
Listen to the music and turn around.

- Let us copy the poem in a good hand :**

[illegible]

**Worksheet-15 : The learners reads and comprehends a poem, answers to comprehension questions orally.**

The teacher reads out the poem. Students listen. The teacher recites the poem line after line and students repeat after him/her. Students read the poem silently.

Some day  
I may,  
Pack my bag  
And go away.  
To East, to West,  
To North and South,  
but not today.

Some day,  
I may  
Pack my bag  
and go away.




### Comprehension Questions :

The teacher puts the following questions one after another. Students answer orally.

1. Who is speaking in the poem - a child or a young man or an old man ?
2. Where will the child go ?
3. What will he do before he goes away ?
4. Does he want to go today ?
5. Is he really willing to go ?

**Worksheet-16 : The learners learn the names of four directions using clues.**

**Look at the given picture.**



If you stand looking towards the sun in the morning, your front is the east, to your back is the west, to your left is the north and to your right is the south. Now copy the names of the directions.

east	west	north	south
------	------	-------	-------






## Worksheet-17 : The learner solves some simple riddles.

### Task -1

Teacher tells what a riddle is. Then S/he tells the following riddles one by one. Students listen, think and solve. Teacher concludes.

(I) "Who has eyes but cannot see."

(II) "I am kicked right and left,  
Air is my only food.  
Tell, who "I" am if you are good.

To know more riddles, let's read the lesson "The Riddle Master".

### Task -2

2. Match the riddle with the correct pictures

a. When I'm raw, I'm green and sour,  
You love me every hour,  
When I'm ripe, I am yellow and sweet,  
The king of fruits, I am a treat !  
What am I ?

b. We grow in bunch,  
You can eat us after lunch,  
Black, yellow or green,  
What are we ?

c. I'm yellow or green,  
At a fruit shop I'm seen,  
Don't throw my peel on the floor  
Put me in a milkshake and  
You'll want more !  
What am I ?





### Task -3

Match the riddles with their answers.

#### Riddles

Answer

- |    |   |                   |
|----|---|-------------------|
| 1. | I am one of an endless family,<br>My brothers and sisters<br>Never far behind.<br>I crash and I swirl.<br>Grind pebbles, growl<br>And gnaw the bones of the land<br>Like a great wet dog. | (a) Fire          |
| 2. | Little cow Rani<br>She sleeps in her stall.<br>Give her little or much<br>She'll eat it up all.<br>Give her water, she will die.<br>Give her butter, she will fly.                        | (b) Star          |
| 3. | At night the king had cows many.<br>But in the morning there was not any.   | (c) The Letter e' |
| 4. | I am once in tea<br>Twice in coffee<br>But not in sugar<br>Who am I ?   | (d) Newspaper     |
| 5. | It is black and white and read all over.<br>What is it ?  | (e) Wave          |

### Task - 4

Create some riddles. One is given with answer.

Who has teeth but cannot bite ? comb

---

---

**Worksheet-18 : The learner sings/recites a poem, comprehends the text and answer orally.**

## RAIN

- \* **Students read the poem silently.**

The rain is raining all around,  
It falls on field and tree;  
It rains on the umbrellas here,  
And on the ships at sea.

Rain on the green grass,  
And rain on the tree;  
And rain on the house top,  
But not upon me.



- \* Teacher reads aloud the poem, students, listen to him/her closing their books  
Teacher asks "What is the poem about ?"
- \* Teacher reads aloud the poem second time, students listen and see the lines on the page.
- \* Teacher reads aloud one line, students repeat after him/her (all the lines this way)
- \* Students read the poem silently.
- \* **Comprehension Questions :- Students answer orally.**

1. What is the poem about ?
2. Where does it rain ? Say the places / things.  
(Teacher frames four more similar questions)
3. Why doesn't it rain on the child / poet ?
4. How many times 'rain' is used in the poem ?
5. Who is 'me' in the poem ?

(May be the poet and may be a child. Poets write poems for children. And when they write poems for children, they make the child talk in the poem.).

## CROSS WORD PUZZLE

### Task -1

Fill in the letters to complete the crossword.

puzzle. Use the pictures as clues. You can begin the word from anyside.



**W I \_ \_ D \_ \_ W**



**\_ \_**

**M**



**C**

**L**

**\_ \_ \_ \_**

**D**

**\_ \_**

**B**



**\_ \_**

**S**

**\_ \_**

**N**



**\_ \_**

**H**

**\_ \_ \_ \_**

**T**

**N \_ \_ S**

**\_ \_**



**\_ \_**

**R**



### Task - 2

What would you call these pictures in your language ? Now name the pictures in English.



\_\_\_\_\_



\_\_\_\_\_



\_\_\_\_\_



\_\_\_\_\_



**Worksheet-19 : The learners writes using visual clues, writes simple composition**

**Task -1**

**Composition corner - Fill in the blanks with words choosing from the box.**

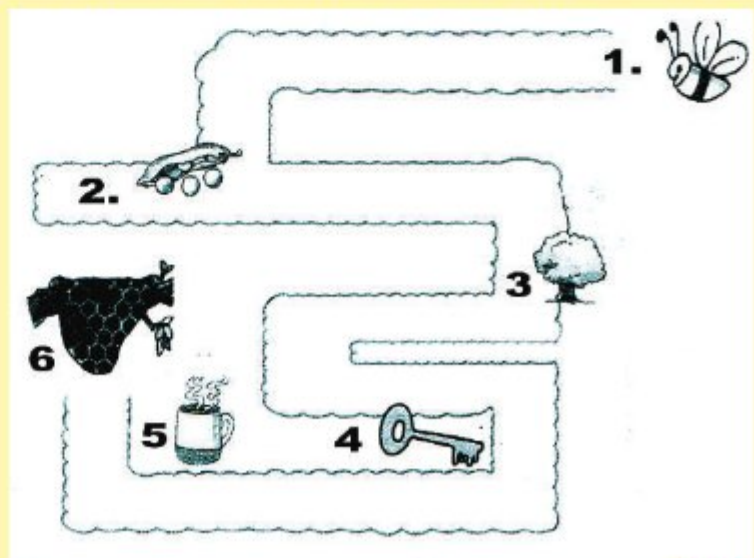
lines	busy	flowers
two	bee	honey

This is a \_\_\_\_\_. It has \_\_\_\_\_ on its wings. It has \_\_\_\_\_ antennas. It buzzes round the \_\_\_\_\_. It is always \_\_\_\_\_. It collects \_\_\_\_\_ from flower.

**Task - 2**

\* Help the bee to reach its home. What are the things that it met on the way that rhyme with bee ? First say the words and then write them in the space given below. One is done for you.

1. \_\_\_\_\_
2. \_\_\_\_\_
3. \_\_\_\_\_
4. \_\_\_\_\_
5. **hive**
6. \_\_\_\_\_





## WORKSHEET - 20

### MONTHLY TEST -1 (WS 1-29)

FULL MARK - 20

Each question has 4 multiple choice. Tick ☒ the correct one.

1. The small form of the letter 'T' is \_\_\_\_\_.  
A. j                      B. l                      C. p                      D. t
2. Which word rhymes with the word "bee" ?  
A. home                B. tree                      C. flower                D. line
3. The word for the picture is \_\_\_\_\_.



- A. chair                B. kite                      C. table                      D. tie
4. Which word is written in capital letters ?  
A. manGo                B. mAngo                      C. MANGO                D. mango
  5. Fill in the blank with the missing letter of the word for the picture.



c\_\_w

- A. o                      B. a                      C. e                      D. i
6. Choose the correct word to fill in the blank.  
Pussy cat, Pussy cat  
Where have you \_\_\_\_\_  
A. seen                B. been                      C. green                      D. keen
  7. The word in only small letters for the word 'EGG' is \_\_\_\_\_.  
A. jug                      B. fog                      C. egg                      D. tag

8. The word for the picture is \_\_\_\_\_.



- A. glass      B. baloon      C. hat      D. torch

9. Complete the word with the missing letter.

gl\_\_\_\_ss

- A. a      B. e      C. i      D. u

10. The word for the picture is \_\_\_\_\_.



- A. book      B. buk      C. book      D. buok

11. Who wants to play in the poem, 'Rain' ?

- A. the poet      B. The mother  
C. The father      D. Johny

12. Who said, "the weather is cool" ?

- A. The poet      B. The mouse  
C. The cat      D. Both the mouse and the cat

13. Which one of the following is written in good handwriting ?

(i)

There was a Cat

(ii)

There Was a Cat

(iii)

There was a cat

(iv)

there was a cat

- A. (i)      B. (ii)      C. (iii)      D. (iv)

14. I give you milk.

'I' in the above sentence is the \_\_\_\_\_.

- A. horse                      B. cow                      C. dog                      D. cat

15. Clap your hands, clap your hands,  
listen to the \_\_\_\_\_ and clap your hands.

- A. music                      B. clap                      C. hands                      D. turn

16. Complete the poem with the right word.

Some day

I may,

\_\_\_\_\_ my bag

and go away

- A. East                      B. West                      C. pack                      D. carry

17. When you stand looking towards the sun in the morning,  
your front is to the \_\_\_\_\_.

- A. East                      B. West                      C. South                      D. North

18. I am yellow or green  
at a fruit shop I am seen  
I am \_\_\_\_\_



- A. grapes                      B. bananas                      C. orange                      D. apple

19. But, it is not raining upon me.

Here 'me' is used for \_\_\_\_\_

- A. mother                      B. grass                      C. child                      D. tree









20. fill in the blank with the missing letter.

wind\_\_w

- A. e                      B. a                      C. o                      D. u

# Worksheet -21 : The learner uses singular and plural forms of nouns

Look at the pictures, count and write.

	Count and write		Add 's' to the names of the animals	Count and write
	one giraffe		giraffes	two giraffes
	_____		elephant__	____elephants
	_____		zebra__	_____
	_____		frog__	_____



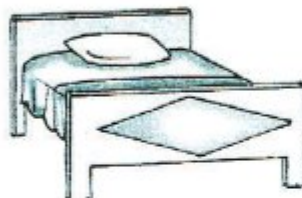



## Worksheet -22 : The learner uses singular and plural forms of nouns

Given below are some household things. But their names are missing. Write their names below each picture choosing the correct word from the box. One is done for you.



**almirah**



Washing machine, tumbler, umbrella, cup, electric lamp, almirah, oven, bed, key, computer, iron, plate, mobile set, gas stove, suitcase, mirror.

**Worksheet -23 : The learner learns to use the appropriate articles using visual clues**

Task -1 :

**Fill in the blanks with a, an or the**

Once there was \_\_\_\_\_ beautiful garden.



\_\_\_\_\_ garden had \_\_\_\_\_ apple tree,



orange tree



and \_\_\_\_\_ guava tree.



In \_\_\_\_\_ garden lived \_\_\_\_\_ big giant.



\_\_\_\_\_ giant

did not like children to play in \_\_\_\_\_ garden.



\_\_\_\_\_ giant used to eat \_\_\_\_\_ fruit every day from \_\_\_\_\_

garden. But he did not share these with \_\_\_\_\_

children. So his garden dried up.



**Worksheet -24 : The learner identifies the odd one out from a group of words.**

1. Choose the odd one from each item write in the space.

(example 'a' is given below) :

(a) lion, tiger, leopard, parrot

\_\_\_\_\_ parrot

(b) pen, pencil, sketch pen, book

\_\_\_\_\_

(c) orange, grapes, mango, potato

\_\_\_\_\_

(d) doctor, nurse, compounder, peon

\_\_\_\_\_

(e) parrot, sparrow, swan, dog

\_\_\_\_\_

(f) chair, table, stool, safe

\_\_\_\_\_

(g) onions, garlic, radish, pear

\_\_\_\_\_

2. Tick (✓) the correct word :

**(a) It is a wild animal :**

(i) tiger

(ii) dog

(iii) horse

(iv) cow

**(b) It is a domestic animal :**

(i) deer

(ii) fox

(iii) bear

(iv) buffalo

**(c) He cuts our hair :**

(i) cobbler

(ii) carpenter

(iii) barber

(iv) dancer

**(d) Our national bird is :**

(i) peahen

(ii) peacock

(iii) sparrow

(iv) pigeon

**(e) He arrests thieves :**

(i) soldier

(ii) policeman

(iii) doctor

(iv) farmer



## Worksheet -24 : The learner reads and comprehends a text, takes part in role play

### Task-1

In the picture below, some children are playing and talking to go on a picnic. Let's read what they are talking.



- Tita : Day after tomorrow is a holiday. What shall we do?
- Sarat : Let's go for a picnic.
- Mini : That'll be fun.
- Sarat : Let's go for a picnic.
- Mini : That'll be fun.
- Sarat : Where shall we go ?
- Tita : Shall we go to Kalika Forest ?
- Mini : Shall we go to Nuapahada ?
- Sarat : Let's go to Kalika Forest. There are a lot of trees there.
- Tita : There is also a river flowing nearby.
- All : Yes. We can also see birds and animals in the forest.
- Tita : Yes. But who'll come with us ?
- Sarat : Yes. Who'll come with us ?
- Mini : I'll ask my mother.
- Tita : Let's go to your mother today.
- Others : Let's go now.



## Task-2

Write in the blanks who says this :

One is done for you.

Who says ?	What ?
Tita _____	"What shall we do?"
_____	"Let's go for a picnic."
_____	"Shall we go to Kalika Forest"
_____	"But who'll come with us?"
_____	"I'll ask my mother".
_____	"Let's go now."

### Task-3

Teacher organises the following roleplay activity among the students. S/He asks the children to perform in pair.

Sarat : Let's go for a picnic.

Mini : That'll be fun.

Sarat : Where shall we go ?

Tita : Shall we go to Kalika Forest ?

Mini : Shall we go to Nuapahada ?

Sarat : Let's go to Kalika Forest. There are a lot of trees there.

**Worksheet -26 : The learner reads and comprehends the text, writes the answers to the questions**

**Read the given paragraph and answer the questions that follow :**

**THE CROW FAMILY**

A crow builds a nest. Then it lays eggs in the nest. The crow sits on the eggs and keeps them warm. After some time, the eggs hatch. The baby crows are very small. The crow feeds the baby crows. They soon become big and strong.

Q.1. Who builds a nest ?

Ans : \_\_\_\_\_.

Q.2. Where does it lay eggs ?

Ans: \_\_\_\_\_.

Q.3. The crow sits on the eggs \_\_\_\_\_.

(a) to break them

(b) to eat them

(c) to keep them warm

(d) to play with them.

(Tick the correct answer)

Q.4 The baby crows are big. (True / False)

(Write 'T' for True and 'F' for False for the given statements )

Q.5 Soon the baby birds become small and strong.

(Use the correct word in place of the word underlined)

## Worksheet -27 : The learner solves simple cross word puzzles

### Task-1 :

1. Do the cross word puzzle :

You have to make five words only.

Read the clues and solve the epuzzle. One is done for you.

	1 C	A	W	
2. C.				
		3 F		
4 J				

1. sound of a crow : \_\_\_\_\_
2. sound of a frog : \_\_\_\_\_
3. a crow can but a frog cannot : \_\_\_\_\_
4. a frog can but a crow cannot : \_\_\_\_\_



**Task-2 :**

Given below is a cross-word puzzle.

Read the clues given and solve it.

<b>1</b> <b>C</b>			<b>2</b> <b>H</b>			
<b>3</b> <b>W</b>						
		<b>4</b> <b>M</b>				
		<b>6</b> <b>H</b>				
			<b>5</b> <b>F</b>			
		<b>7</b> <b>D</b>				


**Clue :**

1. It kills mouse.
2. A mouse lives inside it.
3. It is on the wall of a house and we look outside through it.
4. We call it "rat".
5. We eat it to live.
6. We live in it.
7. We go inside a house through it.

**Worksheet -28 : The learner sings the poem and learns the contracted form**

**MORNING IN SPRING**

The year's at the Spring  
And day's at the morn ;  
Morning at seven ;  
The hillside's dew-pearled ;  
The lark's on the wing  
The snail's on the thorn ;  
God's in His Heaven,  
All's right with the world.



**Robert Browning**

The verb 'is' in all the lines is used in its short form-s; (The year's).  
Some sentences in the poem are with the short form of 'is'.  
Rewrite the sentences using the full form of 'is'. One is done for you.

The year is at the spring.

---

---

---

**Worksheet -29 : The learners makes meaningful short sentences using the table, learns about some professions, writes small paragraph using visual clues**

**Task-1 :**

Make sentences using words from the table -

A farmer	acts	songs.
A soldier	flies	in the field.
A singer	plays	a uniform.
An electrician	wears	lights.
A pilot	sings	music.
An actor	repairs	a plane.
A musician	works	in films.

**Task-1 :**

Now write the sentences here. One is done for you.

1. A farmer works in the field. \_\_\_\_\_
2. \_\_\_\_\_
3. \_\_\_\_\_
4. \_\_\_\_\_
5. \_\_\_\_\_
6. \_\_\_\_\_
7. \_\_\_\_\_

**Task-2 :** Last summer Anima, with her brother visited her grandma who lives in a village. When she came back, she wrote on "Her visit". Her writing is given below . But some words are missing in it. Use the words from the bracket in blank spaces and complete the writing.

**Fill in the blanks with the words from the box.**

horses	village	cat	dogs	milk	kittens
hay	pond	grandmother	cow	cock	hen

In June we went to a \_\_\_\_\_  
 where my \_\_\_\_\_ lives. She has a farm.



On her farm there are many animals. There are two

\_\_\_\_\_, a \_\_\_\_\_ with



its \_\_\_\_\_, three \_\_\_\_\_,



one \_\_\_\_\_ as well as a \_\_\_\_\_



and a \_\_\_\_\_ . Every morning she



feeds her animals with \_\_\_\_\_



or \_\_\_\_\_ . They drink water from a



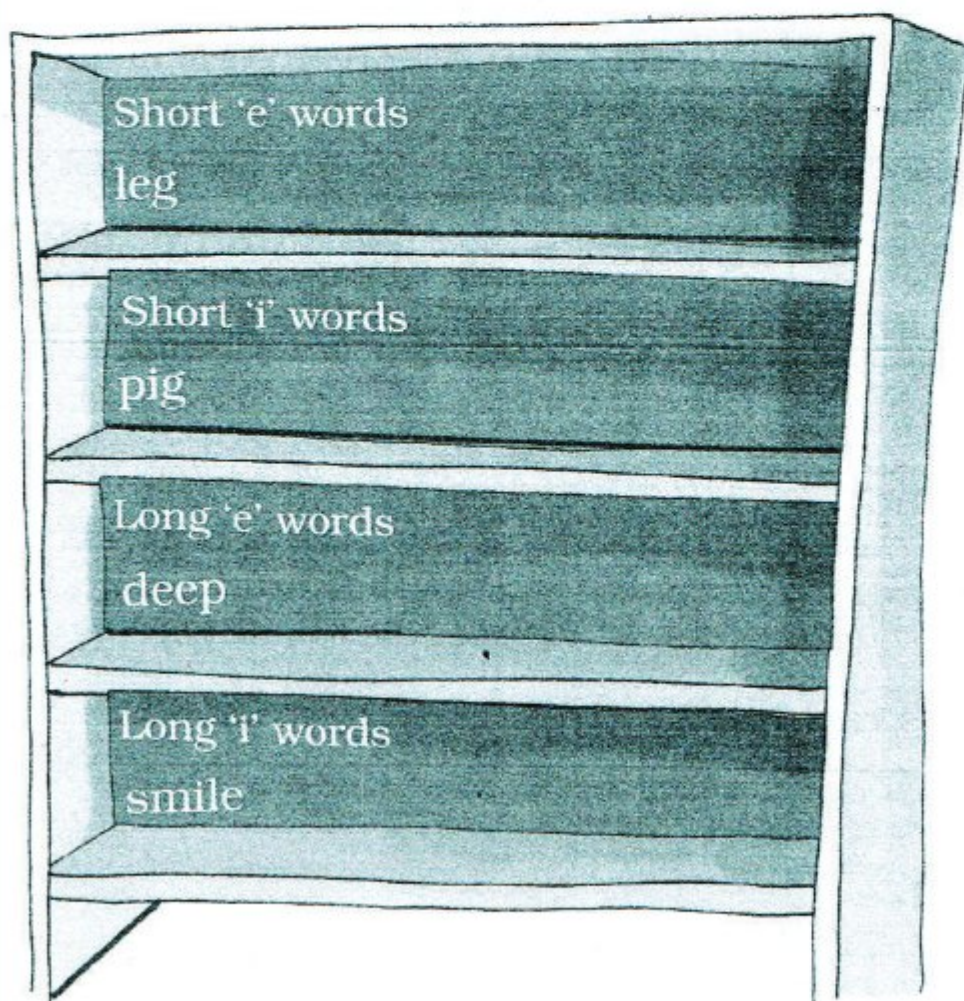
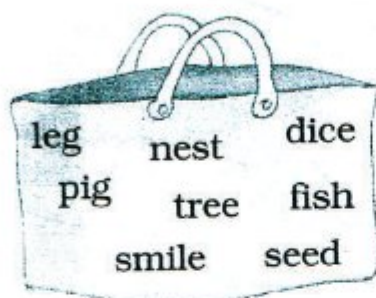
\_\_\_\_\_ on the farm.





## Worksheet -30 : The learner says phonic value of known words

**Task-1 :** Pick the words from the bags and put them on the right shelf.  
One has been done for you. Say the words aloud.



## Worksheet -31 : The learner comprehends a prose text and responds to co+mprehends questions

Read the passage carefully and answer all the questions.

### The wise Owl

One night, a small owl looked inside a deep well. He saw the bright, round moon in the dark water. He started to cry loudly. He ran to his mother and said, "The beautiful moon has fallen into the well. We must get it out !" His mother ran to the other owl and told them what had happened. The owls were very scared. They tried and tried but it was no use. The wet rope kept slipping over the moon. They could not pull it out. Just then an old owl came there. He looked inside the well and saw the moon. He began to laugh. The other owls asked him why he was laughing. He pointed up towards the sky. Everyone looked up and there it was the lovely, shining moon up there in this sky. There the wise old owl said, "The moon in the well is its picture in water." The foolish owls began to laugh too.

#### Comprehension Questions :

1. Complete the following : First orally and then in writing

- (a) A small owl saw \_\_\_\_\_
- (b) The owl tried \_\_\_\_\_
- (c) The other owl asked him \_\_\_\_\_
- (d) He pointed up \_\_\_\_\_
- (e) The moon is well \_\_\_\_\_

2. Put a tick mark ☒ if the sentence is true and a cross ☐ if it is not.

- (a) The owls divided to pull the moon out with a long stick. ☐
- (b) The stars had fallen into a well. ☐
- (c) The small owl pulled the moon out. ☐
- (d) The wise old owl began to laugh. ☐



3. Underline the describing words in the following sentences.

One is done for you.

(a) That is a beautiful painting.

(b) The wise owl was sleeping.

(c) Anand is a smart boy.

(d) Shreya is a tall girl.

(e) It was a dark night.

4. Answer these questions.

(a) What did the small owl see ?

---

(b) Who ran to the other owls ?

---

(c) Why could not they pull the moon out ?

---

(d) Where did the old owl see the moon ?

---

(e) Were all the owls foolish ?

---

## Worksheet -32 : The learner uses singular and plural forms of noun

### Task-1 :

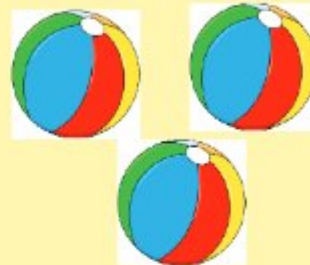
Look at the pictures :

1.



a ball

2.




three balls

In the first picture, there is only one ball so its number is singular. Singular means one.

In the second picture, there are three balls. It means these are more than one, so its number is plural. So plural means more than one.

**Fill in the blanks with correct words.**

One



a doll

a bird


an egg

More than one

three —

four —

five —





**Task-2 :**

Write the plural form of each word below by adding '\_\_\_s' to its singular form.

One



book



duck



cat



boy



mobile-set

More than one

book \_\_\_\_\_



duck \_\_\_\_\_



cat \_\_\_\_\_



boy \_\_\_\_\_



mobile-set \_\_\_\_\_




### Task-3 :

Change the number of each picture below into plural form by adding '\_\_\_es'.

Singular

Plural



bus

bus\_\_\_\_\_



bench

bench\_\_\_\_\_



watch

watch\_\_\_\_\_




glass

glass\_\_\_\_\_



mango

mango\_\_\_\_\_



**Worksheet -33 : The learner completes a story using appropriate words given**

**Task-1 :** Read the following picture and complete the story using words from the box.



proud, race, slowly, fun, lived, reached, agreed, started

There \_\_\_\_\_ a rabbit and a tortoise in a jungle. The rabbit was \_\_\_\_\_ of his speed. He used to make \_\_\_\_\_ of the tortoise. One day the rabbit asked him to run a \_\_\_\_\_. The tortoise \_\_\_\_\_. Both of them \_\_\_\_\_ the race. The rabbit got tired and slept on the way. The tortoise walked very \_\_\_\_\_ but went on walking. After sometime, the rabbit woke up but in the meanwhile the tortoise \_\_\_\_\_ the winning point.

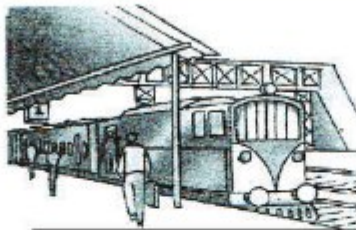
**Lesson :** Slow and steady always wins the race.



## Worksheet -34 : The learner associates pictures with words and learns some some names of the public places


**Task-1 :** Given below are the pictures of some public places. But their names are missing. Write their names below each picture choosing the correct words from the box.

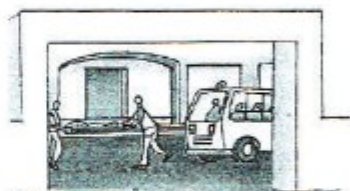



























(market, airport, post office, hospital, church, mosque, cinema hall, gurudwara, school, bus-stop, temple, railway station.)



**Worksheet -35 : The learner reads and comprehends a poem, responds a poem, responds to the questions both orally and in writing**

**Teacher Talk**

When do we say 'Good morning' ?

Whom do we say 'Good morning' to ?

To some persons, isn't it ?

But the girl in this poem does not say 'Good morning' to any person. Can you guess whom she says 'Good morning' to ?

Let's read the poem and see.

First the teacher reads alone the poem. The students listen. the teacher reads out the poem with action line after line and students repeat after him/her.

Good Morning, Sky;  
Good Morning, Sun;  
Good morning, little Winds that run !  
Good Morning, Birds;  
Good Morning, Trees;  
And creeping Grass, and brownie Bees!  
How did you find out it was day?  
Who told you night had gone away?  
I'm wide awake;  
I'm up now, too.  
I'll up now, too.  
I'll be right out to play with you!

Fannie R.Buchanan



Students read the poem silently and answer the questions.

**Task-1 :**

**Choose the most appropriate answer from the multiple choices.**

1. The girl doesn't say good morning to the \_\_\_\_\_.  
(A) Hills (C) Sky  
(B) Winds (D) Sun
2. The girl doesn't say good morning to \_\_\_\_\_.  
(A) Birds (C) River  
(B) Grass (D) Bees
3. The girl is \_\_\_\_\_.  
(A) worried (C) sad  
(B) happy (D) angry
4. In the poem 'good morning' is used \_\_\_\_\_.  
(A) 5 times (C) 4 times  
(B) 3 times (D) 2 times

**Task-2(a) :** The lines of first two stanzas are given below. But these are not in order. Write them in order. Do not see the poem while doing this task. Write the serial number of the lines in boxes. Then check your answer with the poem in your book.

Good Morning, little Winds that run !

Good Morning, Sun;

Good Morning, Sky;

And creeping Grass, and brownie bees!

Good Morning, Trees;

Good Morning, Birds;

**Task-2(b) :** Write the poem after you have provided serial numbers in boxes.

---

---

---

---

---

---

---

## Task -3

### 'Creeping grass'

Here 'grass' is a naming word. 'creeping' is a describing word. Write the describing words for wind, sun, trees, girl, and birds. One is done for you.

- \* singing birds.
- \* \_\_\_\_\_
- \* \_\_\_\_\_
- \* \_\_\_\_\_
- \* \_\_\_\_\_
- \* \_\_\_\_\_
- \* \_\_\_\_\_
- \* \_\_\_\_\_

## Task-4 :

Write the full form. One is done for you.

I'm - I am. ( Say the class aloud the short and the long form)

I'll - \_\_\_\_\_ I've \_\_\_\_\_

Don't \_\_\_\_\_ Hasn't \_\_\_\_\_


When do we use the short form - when we speak or write ?



**Worksheet -36 : The learner completes a story using given words as picture**

**Task -1 :**

Read the picture below and complete the story using words from the box.



Now fill in the blanks with suitable words choosing from the box :

*sip, soup, dinner, invited, fast, crane, long, quickly, beak*

There were a fox and a \_\_\_\_\_. They were \_\_\_\_\_ friends. One day the fox \_\_\_\_\_ the crane to dinner. He put the \_\_\_\_\_ in a flat pot. The crane could not \_\_\_\_\_ it due to its long \_\_\_\_\_. Another day the crane invited the fox to \_\_\_\_\_. The crane put soup in a \_\_\_\_\_ necked pot. The crane sipped it very \_\_\_\_\_. The fox could not \_\_\_\_\_ it due to its narrow neck.



## Worksheet -37 : The learner learns and uses masculine and feminine forms of words

### Task -1 :

In the each pair of pictures below, the picture at the left is a "MALE" and the picture on the right is it's "FEMALE". Read the pictures.

#### Masculine



king

#### Feminine



queen

#### Masculine



cock

#### Feminine



hen



lion



lioness



peacock



peahen



dog



bitch



boy



girl



grandfather



grandmother



father



mother



horse



mare



washerman



washerwoman

**Task -2 :**

Write feminine of the following :

Masculine	Feminine	Masculine	Feminine
man	_____	father	_____
boy	_____	tiger	_____
prince	_____	cock	_____

**Task -3 :**

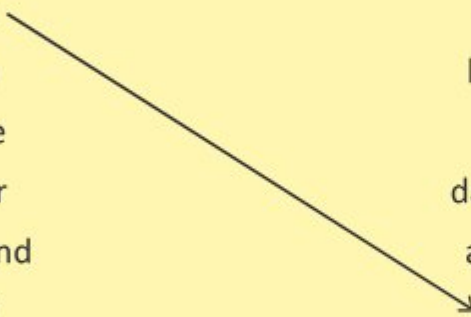
Match the following correctly as shown with an arrow :-

**Column -A**

hen  
son  
uncle  
sister  
husband  
cow  
lion  
actor

**Cloumn - B**

aunt  
lioness  
bull  
daughter  
actress  
cock  
brother  
wife



#### **Task -4 :**

Add the word of the opposite gender in the given sentences.

Anju's mother and \_\_\_\_\_ came to the school.

My uncle and \_\_\_\_\_ came to visit us on Monday.

The lion and \_\_\_\_\_ looked lovingly at their cub.

The King and \_\_\_\_\_ sat on the beautiful thrones.

The man is running and the \_\_\_\_\_ is walking.

My grandfather and \_\_\_\_\_ went to the market.

**Worksheet -38 : The learner comprehends the text and responds to the questions both orally and in writing, narrates the events to make a paragraph**

**Task -1 :**

**Read the text silently and answer the questions that follow.**

A father wanted to give medicine to his three years son, Pintu. The tablet was very bitter. Pintu did not like it. What to do ? The father thought of a novel plan. Pintu liked banana very much. Father, therefore, put the tablet inside a ripe banana and gave it to Pintu to eat. Pintu took the banana to eat while playing with his friends. When he came back from play, father asked Pintu, "Did you eat the banana ?"

"Yes father", replied Pintu, "But there was a seed inside the banana. I threw it out", added Pintu.

**Teacher asks the following questions :**

1. What is this story about ?
2. What is the son's name ?
3. Did Pintu have any health problems ? How do you know ?
4. What was the father's novel plan?
5. What did he put inside the ripe banana ?
6. Did Pintu eat the tablet with the banana ?
7. Who is clever - the father or the Son ?
8. Did Pintu know that the things inside the banana was a tablet ?



### Task -2 :

Answer the following questions.

(i) Who are there in the text ?

There are \_\_\_\_\_.

(ii) What is the name of the boy ?

The \_\_\_\_\_.

(iii) Who is clever ?

\_\_\_\_\_  
\_\_\_\_\_

(iv) Whom do you like \_\_\_\_ the father or the son ?

I like \_\_\_\_\_.

### Task - 3

Read below what the father tells his wife about the incident and fill in the gaps. Do you know what happened today morning ? I wanted to give medicine to \_\_\_\_\_. I \_\_\_\_\_ the tablet inside a \_\_\_\_\_. Then I gave it to \_\_\_\_\_. He went out and \_\_\_\_\_ the banana. When he came back, I asked him, " \_\_\_\_\_ " Do you know what he said ? He said, " \_\_\_\_\_ "

See how clever is our \_\_\_\_\_ !

## Worksheet -39 : The learner learns and uses degrees of comparison orally and in writing

### Task -1 :

Look at the pictures. They are not of the same size. Different words are used to describe them.



1  
small



2  
big



3  
bigger



4  
biggest

Roster 1 : is small, Rooster 2 is big. Rooster 3 is bigger, Rooster 4 is the biggest of all. Now see the pictures below and write.




1  
Tommy



2  
Jacky



3  
Rocky



4  
Mutu

- (i) Tommy is a small dog.
- (ii) Jacky is bigger than Tommy
- (iii) Rocky is bigger than Jacky.
- (iv) Mutu is \_\_\_\_\_ of all.

**Task-2 :**

There are four pictures of cats. Write on them in the space as done before.



Mini



Tini



Vini



Gini

(i) \_\_\_\_\_

(ii) \_\_\_\_\_

(iii) \_\_\_\_\_

(iv) \_\_\_\_\_

### Task-3

Fill in the boxes.

tall	taller	tallest
	wiser	
		smallest
fast		
	thicker	
		happiest
	shorter	



**CLASS-VI**  
**MONTHLY TEST -2 WORK SHEET (21-39)**

Each question has 4 multiple choice. Tick ☒ the correct answer.

Full Mark - 20

1. How many mangoes are there in the picture ?



- A. two mangoes                      B. one mango  
C. six mangoes                      D. four mangoes

2. The thing in the picture is a/an \_\_\_\_\_



- A. glass                      B. cup                      C. key                      D. umbrella

3. Which is correctly written ?

- A. an mango      B. a horse      C. a umbrella      D. a ice-cream

4. Find the odd one out.

- A. shopkeeper      B. student      C. teacher      D. school

5. Who was not planning for the picnic ?

- A. Mini                      B. Sarat                      C. Manas                      D. Tita

6. Who said , "I'll ask my mother"


- A. Tita                      B. Sarat                      C. Mini                      D. Manas

7. The crow sits on the eggs \_\_\_\_\_

- A. to break them                      B. to eat them  
C. to keep them warm                      D. to play with them

8. What is the sound of a frog ?

- A. caw-caw                      B. moo-moo                      C. croak-croak                      D. baa-baa

9. Where does a mouse live ?  
A. house                      B. hole                      C.den                      D. tree
10. The contracted form for I am \_\_\_\_\_.  
A. I am'                      B. I'm                      C.Im'                      D. i'm
11. A/An\_\_\_\_\_ repairs lights.  
A. farmer                      B. actor                      C. musician                      D. electrician
12. Who did Anima visit last summer ?  
A. grandfather                      B. grandmother                      C.uncle                      D.aunt
13. Which word has a long sound ?  
A. nest                      B. pig                      C.seed                      D.bill
14. \_\_\_\_\_ is a describing word in the sentence.  
Manas is a smart boy  
A. Manas                      B. boy                      C. is                      D. smart
15. What is the plural form of duck ?  
A. ducks                      B. duckes                      C.duckies                      D.duckss
16. There are \_\_\_\_\_ birds in the picture.  
A. two                      B. four                                            C.six                      D.three
17. What is the correct spelling ?  
A. hosipital                      B. hoisipital                      C.hospital                      D.hospitol
18. The girl doesn't say good morning to the \_\_\_\_\_.  
A. hills                      B. sky                      C. winds                      D. sun
19. What is the opposit word for cock ?  
A. green                      B. hen                      C. mare                      D. bitch
20. Look the picture and fill the blanks with the right word.

Sita is \_\_\_\_\_ then Gita.

- A. taller                      B. tallest  
C. tall                          D. small





Worksheets for The Rest of the Year (ROY)

# UTTHAN 2020 - 21 ENGLISH

VI





## CONTENT FOR ROY (CLASS-VI)

Sl. No.	Learning Outcome	WS No.	Link with Text Book Topic/Class	Page No.
1	Recites/sings the rhyme with action uses proper forms of greeting	WS-1	Class Part Lesson-3	
2	Speaks and writes known english words in odia	WS-2	Class-3 Lesson-1	
3	Identifies capital and small-lettered words	WS-3	Class-3 Part-2 Lesson-5	
4	Write a paragraph on his/her own using hints/clues based on a paragraph about another person	WS-4	Socialisation self introduction	
5	Writes numbers and number-names	WS-5	Class-3 Part-1 Lesson-1,6	
6	Introduces himself/herself	WS-6	Self Introduction	
7	ASSESSMENT - 1	WS-7		
8	Associates and matches words with pictures and writes in good handwriting	WS-8	Class-3 Part-1 Unit-4 Lesson-3	
9	Rearrange jumbled letters to make meaningful words	WS-9	Class-3 Part-2 Lesson-9	
10	Learns and uses simple grammer rules (auxillary verbs)	WS-10		
11	Reads and comprehends a text (poem) and answer the questions orally	WS-11	Class-3 Part-3 Lesson-1	
12	Writes Odia names in English	WS-12	Class-3 Part-2 Unit-2 Lesson-1	
13	Recites/reads the poem and rearranges the lines of poem in proper order	WS-13	Class-4 Part-2 Lesson-1	

14	ASSESSMENT - 2	WS-14	Class-5 Part-2 Lesson-1	
15	Reads/comprehends a prose text and answers the question	WS-15	Class-3 Part-3 Lesson-1,3	
16	Reads/comprehends a poem and answers the question	WS-16	Class-3,4 Part-2, Lesson-7,9	
17	Learns and writes the rhyming words	WS-17	Class-4,5 Part-2 Lesson-1,3	
18	Knows the simple rules of grammar (subject/predicate)	WS-18	Class-5,6 Part-2 Lesson-2,8	
19	Understands and uses nouns and adjectives in sentences	WS-19	Class-4,5 Part-2 Lesson-1	
20	Learns the use of articles	WS-20	-	
21	ASSESSMENT - 3	WS-21		
22	Learns and uses masculine and feminine forms of words	WS-22	-	
23	Names the days of a week and months of a year	WS-23	Class-3 Part-2 Lesson-9	
24	Reads and comprehends a prose text and answers the questions	WS-24	Class-3 Part-3 Lesson1,3	
25	Reads and comprehends a poem and answers the questions	WS-25	Class-3 Part-3 Lesson-2	
26	Rearranges the jumbled words to make meaningful sentences	WS-26	-	
27	Learns and uses simple rules of grammar (use of have/has)	WS-27		
28	Reads the poem and learns about the living places of some animals.	WS-28	Class-5 Part-2 Lesson-4	
29	ASSESSMENT - 4	WS-29		

**Worksheet -1 : The learner recites/sings the rhyme with action,  
greet people around him/her uses proper forms of greeting**

**Good Morning**

Good morning, Good morning,

Good morning to you !

Good morning, Good morning,

I am glad to see you.

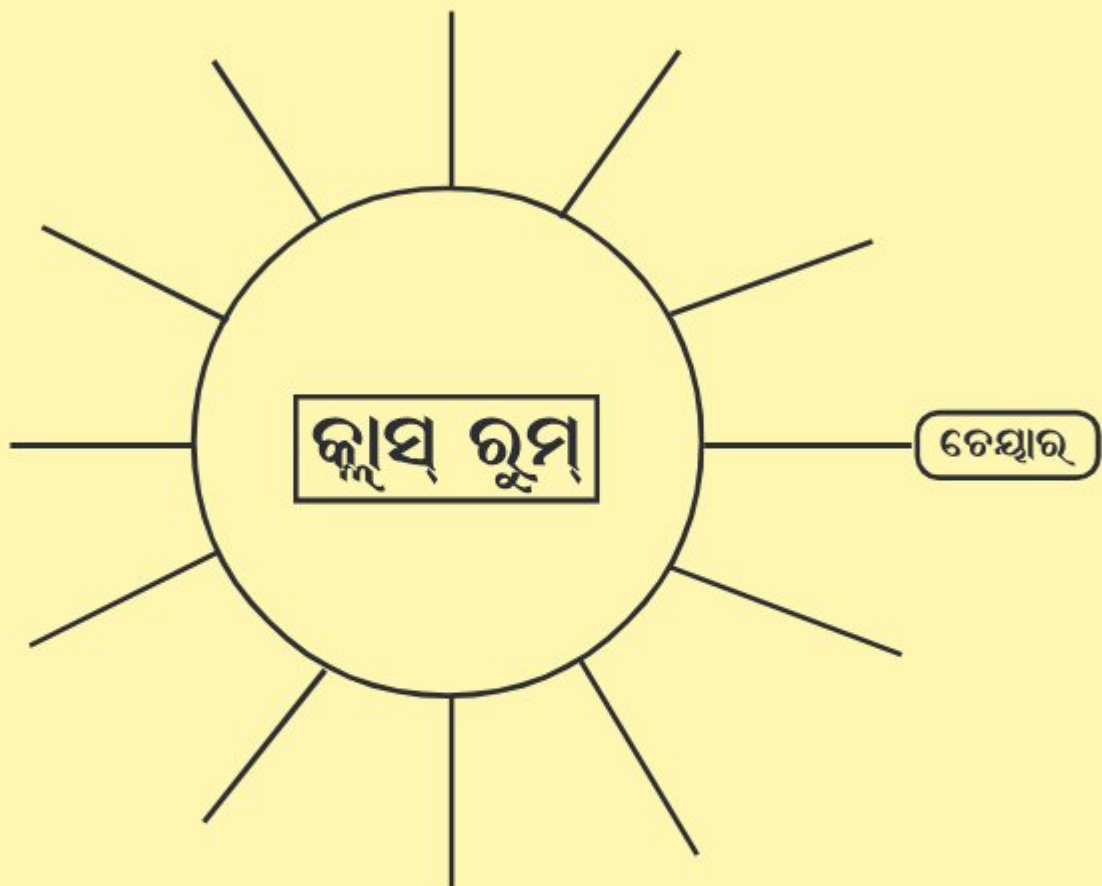
- \* Teacher recites the rhyme and students repeat.
- \* The students recite the rhyme with action.
- \* Teacher tells them when to use the following greetings to a person.
- \* Students repeat the expressions after the teacher.

Good morning !	Thank you !
Good afternoon !	Welcome !
Good day !	Nice meeting you !
Good evening !	See you !
Good night !	Good bye !



**Worksheet -2 : The learner speaks and writes known English words in odia**

**Write the words related to 'CLASSROOM' in Odia.**



The teacher writes an English word such as 'କ୍ଲାସରୁମ୍' in Odia alphabet and students supply related English words using Odia alphabet.

### Worksheet -3 : The learner identifies capital and small lettered words

- (A) Some words both in capital and small letters are given below. Match the words in CAPITAL LETTERS with the words in small letters. The first one is done for you.

PLATE	→	engine
BOTTLE		scooter
ENGINE		helicopter
STOVE		plate
DRIVER		computer
HELICOPTER		rickshaw
COMPUTER		bottle
RICKSHAW		driver
SCOOTER		stove

- (B) Now, rewrite the above words both in CAPITAL and small letters. One from is done for you.

1. PLATE
2. \_\_\_\_\_
3. \_\_\_\_\_
4. \_\_\_\_\_
5. \_\_\_\_\_
6. \_\_\_\_\_
7. \_\_\_\_\_
8. \_\_\_\_\_
9. \_\_\_\_\_

1. plate
2. \_\_\_\_\_
3. \_\_\_\_\_
4. \_\_\_\_\_
5. \_\_\_\_\_
6. \_\_\_\_\_
7. \_\_\_\_\_
8. \_\_\_\_\_
9. \_\_\_\_\_

**Worksheet -4 : The learner writes a paragraph on his /her own using hints/clues based on the paragraph of another person**

**1. Read the paragraph silently.**

My name is Kusum Panda. I am from Maheshdihi. It is in Sundergarh. I go to Nodal Primary School, Maheshdihi. I am in Class-VI.

**2. Fill in the following form about Kusum Panda.**

Name : \_\_\_\_\_

Place : \_\_\_\_\_

District : \_\_\_\_\_

School : \_\_\_\_\_

Class : \_\_\_\_\_

**3. Based on the form you have filled in, write a small paragraph about you. (You may read the paragraph about Kusum Panda to write about you.)**

---

---

---

---

---

---

---

---

---

---












## Worksheet -5 : The learner writes numbers and number values

(A) See the pictures under the 'picture' column.

Write the number under 'number' column for each picture.

Write the number in words under 'number in words'. One is done for you.

Picture	Number	Number in words
	1	One
		
		
		
		
		
		
		
		

**(B)** Write the missing numbers or words which ever is necessary in the blank box. One is done for you.

<b>Number</b>	<b>Words</b>
<b>2</b>	<b>Two</b>
<b>4</b>	
	<b>Seven</b>
	<b>Nine</b>
<b>11</b>	
	<b>Thirteen</b>
<b>15</b>	
	<b>Sixteen</b>
<b>17</b>	
	<b>Eighteen</b>
<b>3</b>	
	<b>Twenty Two</b>
<b>26</b>	
	<b>Twenty Seven</b>
<b>29</b>	
	<b>Thirty</b>

## Worksheet - 6 : The learner introduces himself/herself

### Example:

I'm Sarita. (Name)

I'm Thrity. (Age)

I'm from Sheragada. (Place)

What about you?

**Self introduction:** Teacher writes his/her own introduction on the blackboard using the above sentences. Then she/he introduces himself/herself using the same sentences. Finally, he/she encourages learners to introduce themselves in their own way. **Teacher uses the chain-drill activity**

## WORKSHEET - 7

### MONTHLY TEST -1 [ROY]WORK SHEET (1-6)


F.M-10

Each question has 4 multiple choice. Tick ☒ the correct one.  
( Each question carries one mark )

1. Fill in the blank choosing the correct option.  
Good morning, Good morning  
Good morning to you !  
Good morning, Good morning \_\_\_\_\_  
  
A. I am happy to see you                      B. I am sad to see you  
C. I am un happy to see you                  D. I am glad to see you
2. What should we say when some body helps us ?  
A. See you              B. Thank you              C. Welcome              D. Bye-bye
3. Which word is written in small letters for DRIVER ?  
A. Driver              B. DriVER              C. driver              D. dRIVER
4. What is the number name for '0' ?  
A. seven              B. three              C. driver              D. zero
5. Which pair is the right match ?  
A. 27-twentyseven      B. 14-thirteen      C. 18-fourteen              D. 1-five
6. What is the number name for 14 ?  
A. two              B. twelve              C. twenty              D. fourteen
7. Which word is not related to classroom  
A. duster              B. book  
C. potato              D. teacher
8. Fill in the blanks with the correct letter.  
B O T \_ \_ L E  
A. E                      B. C                      C. L                      D. T













9. The correct number for the mangoes in the picture is \_\_\_\_\_.



- A. 8                      B. 10                      C. 12                      D. 14
10. You should not write about your \_\_\_\_\_ while writing about yourself.
- A. name                      B. dog                      C. school                      D. age

## Worksheet -8 : The learner associates and matches words with pictures and writes in good handwriting

Match the words with the pictures first. Then write the words for the pictures. One is done for you.

Sl. No.	Word	Picture	Space for writing
1.	mango		
2.	Flower		
3.	dog		mango
4.	chair		
5.	tree		
6.	umbrella		
7.	elephant		
8.	cycle		
9.	parrot		
10.	bottle		

## Worksheet - 9 : The learner rearranges jumbled letter to make meaningful words

(A) Put the letters in order and make words.

	<u>Letters</u>	<u>Word</u>
<b>Example :</b>	WCO	COW
I.	TAR	_____
II.	TBA	_____
III.	MTA	_____
IV.	SUB	_____
V.	PCU	_____
VI.	EPJE	_____
VII.	GJU	_____
VIII.	IEKT	_____
IX.	NAV	_____
X.	WNSA	_____

(B) Some letters in the words are missing. Fill in the blanks with the correct letter(s) and complete the words.

- I. \_\_\_\_ able
- II. bl\_\_\_\_ k
- III. k\_\_ife
- IV. or\_\_nge
- V. a\_\_\_\_ le
- VI. \_\_\_\_ lephant
- VII. wi\_\_\_\_ dow
- VIII. u\_\_brella
- IX. flo \_\_ er
- X. te\_\_\_\_cher

## Worksheet -10 : The learner learns/uses simple grammar rules (auxillary verbs )

A. Read the following paragraph.

### My family

I am Prakash. I am from Niali. My father is Prabin Mohapatra. He is a teacher. Surekha Mohapatra is my mother. She is a housewife. Smita is my sister. She is in Class-V. My grandparents are very old. They are happy living with us. My father, mother and I are very keen to take care of them. My home is a pleasant one. It is a nice place for us. You are welcome to visit us.

B. Fill in the blanks in each sentence with am/is/are

- 1) I \_\_\_\_\_ Harihara.
- 2) My father is a farmer. He \_\_\_\_\_ in Narendrapur.
- 3) My mother is very kind. She \_\_\_\_\_ good at cooking.
- 4) Nilima is my sister. She \_\_\_\_\_ a good student.
- 5) We \_\_\_\_\_ happy living together.
- 6) Our friends come here. They \_\_\_\_\_ very good to us.
- 7) Suresh Nayak is a good friend of my father. He \_\_\_\_\_ a good teacher.
- 8) My house is a small one. It \_\_\_\_\_ the heaven for us.
- 9) You \_\_\_\_\_ a good person.
- 10) You \_\_\_\_\_ always welcome



**Worksheet -11 : The learner reads and comprehends a text ( poem ) and answers the questions orally**

**Task -1**

Teacher recites the poem with action. Student listen. Teacher does for the second time. Students repeat after him/her in chorus. Activity continues.

**Two black birds,  
There are two black birds  
sitting on a wall,  
One named Peter  
One named Paul.  
Fly away Peter,  
Fly away Paul,  
Come back, Peter !  
Come back Paul !  
O, Come back, black birds,  
And sit on the wall**

**Task 2:** Students read the poem silently Teacher asks the following questions. Students answer orally.

- 1) Who are the birds?
- 2) Where are they sitting?
- 3) They are \_\_\_\_\_ in colour.
- 4) Who is speaking to the birds?

## Worksheet -12 : The learner writes Odia names in English

Write the naming words in English. One is done for you.

ବଗ

Baga

ମଦନ

ଗଗନ

ରମା

ଆକାଶ

ଆନନ୍ଦ

କବିତା

ବନିତା

ଶ୍ୟାମଳୀ

ମଧୁ

ଦୁଗ୍ଧ

କୁସୁମ

ଗୋଲାପ

ଗୌରୀ

କୋରାପୁଟ

ଗୌରବ

ଗୌତମ

ବୈଶାଳୀ

କୈକେୟୀ

କୌଶଲ୍ୟା

ରାମେଶ୍ୱର

**Worksheet -12 :The learner recites/reads the poem, rearrange the lines of the poem in proper order**

**(A) Read the following poem silently**

The **RAIN** is raining all around,  
It falls on field and tree;  
It rains on the umbrellas here,  
And on the ships at sea.

Rain on the green grass,  
And rain on the tree;  
And rain on the house top,  
But not upon me !

**(B) Fill in the missing words in the poem you have read. You can see the poem if you need.**

The rain is \_\_\_\_\_ all around,  
It falls on \_\_\_\_\_ and tree,  
It rains on the \_\_\_\_\_ here,  
And on the \_\_\_\_\_ at sea.

Rain on the \_\_\_\_\_ grass,  
And \_\_\_\_\_ on the tree,  
And rain on the \_\_\_\_\_ top,  
But not \_\_\_\_\_ !

**(C) Given below is the poem you have read. But the lines are not in order. Rewrite the lines in correct order.**

It rains on the umbrellas here,

It falls on field and tree;

And on the ships at sea.

The rain is raining all around,

And rain on the house top,

But not upon me !

And rain on the tree;

Rain on the green grass,

But not upon me.

---

---

---

---

---

---

---

---

---



## Worksheet - 14

### MONTHLY TEST -2 , WORK SHEET (8 - 13)

Each question has 4 options. Tick ☒ the correct one.

( Each question carries one mark ) F.M.-10

1. See the picture and choose the correct word for it.



- A. mango  
C. tree  
B. dog  
D. parrot

2. Fill in the correct letter to complete the word.

K\_\_\_ife

- A. a  
B. d  
C. l  
D. n

3. When put in right order, the letters - e,p,e,j - make the word \_\_\_\_\_.

- A. jean  
B. peej  
C. jeep  
D. pjee

4. My father \_\_\_\_\_ in Narendrapur.

- A. live  
B. living  
C. lives  
D. to live

5. Fill in the blanks.

The birds \_\_\_\_\_ flying.

- A. is  
B. were  
C. am  
D. are

6. The names of two black birds are

Peter and \_\_\_\_\_.

- A. John  
B. Paul  
C. Mac  
D. Kim

7. The birds are sitting on \_\_\_\_\_.

- A. branches  
B. a roof  
C. a wall  
D. a nest

8. Te Odia word ଅଠାଶିଫଟି is written as \_\_\_\_\_ in English.
- A.banita                                      B. Banita
- C. bAnita                                     D. BaniTa
9. Where doesn't the rain fall ?
- A. trees            B. green grass            C.house-top            D.rain
10. It doesnot rain on the child beacuse he is \_\_\_\_\_.
- A. in the field                                B. on the grass
- C. under the tree                            D.in the house

## Worksheet -15 : The learner reads and comprehends a prose text and answers the question

Read the following story and answer the question that follow.

### The Cunning Fox

There was a cunning fox. He was wandering in search of food. He saw a crow in a tree with a piece of bread in its beak. The fox decided to take the piece of bread. He thought of a plan. He said to the crow, "How beautiful a bird you are! Your voice is very sweet. Please sing me a song." As soon as the crow opened its mouth to sing, the piece of bread fell down. The fox picked it up and ran away.

Comprehension Question:

1. Who are there in this story?

There are \_\_\_\_\_

2. Why was the fox wandering?

The fox was wandering in search \_\_\_\_\_

3. Who did it see in a tree? \_\_\_\_\_

4. What did it have in its beak? It had \_\_\_\_\_

5. What did the fox decide to do? \_\_\_\_\_

6. What did he say to the crow?

He said to the crow, "How \_\_\_\_\_  
\_\_\_\_\_."

7. Whose voice is very sweet? \_\_\_\_\_

8. Who requested the crow to sing him a song? \_\_\_\_\_

9. What happened to the piece of bread when the crow opened its mouth?

When the crow opened its mouth, the piece of bread \_\_\_\_\_

10. What did the fox do then?

The fox \_\_\_\_\_

## Worksheet -16 : The learner reads the poem and answers the questions in writing

**Read the following poem and answer the questions that follow.**

Monday alone.  
Tuesday together  
Wednesday we walk,  
When it is cool weather

Thursday we laugh  
Friday we pray  
Saturday hours,  
Seem almost to fly

But of all the days,  
We'll Sunday, call,  
The best day,  
The best day of all

1. Who are "we" in this poem? Are they friends?

---

2. What do they do on Wednesday?

---

3. What do they do on Thursday?

---

4. What do they do on Friday?

---

5. Which day flies away quicker?

---

6. Which is the best day? Why?

---



## Worksheet - 17 : The learner learns and writes the rhymeing words

- (A) Draw lines to match the rhyming words of Column 'A' with the words of Column 'B'. Say the rhyming words in chorus.

<u>A</u>	<u>B</u>
catch	sold
pet	run
sent	hate
gate	net
sun	match
moon	cat
bat	bent
gold	soon

- (B) Now write the rhyming words of the following words from Columns 'A' & 'B'

hate	_____
sold	_____
bent	_____
sun	_____
pet	_____
bat	_____
late	_____
fun	_____
match	_____


Task-2 Match the pictures with rhyming words. Write the number of the picture in the box. One is done for you.

A



Car

B



Cake



Cat



Key



hat




jar



snake



mat



tree



bat

**Worksheet - 18 : The learner knows the simple rules of grammar ( subject/predicate )**

**(A)** Match the two parts of each sentence. Write the serial number in boxes.

**A**

**B**

- |                        |                      |                                |
|------------------------|----------------------|--------------------------------|
| 1. Kites               | <input type="text"/> | plays badminton.               |
| 2. Sachin Tendulkar    | <input type="text"/> | rises in the east.             |
| 3. Kalpana Chawla      | <input type="text"/> | invented radio.                |
| 4. The tailor          | <input type="text"/> | writes well.                   |
| 5. The Sun             | <input type="text"/> | is the capital of India.       |
| 6. Marconi             | <input type="text"/> | cooks food for us.             |
| 7. P.V. Sindhu         | <input type="text"/> | works in a hospital.           |
| 8. Rose                | <input type="text"/> | is our National fruit.         |
| 9. My father's brother | <input type="text"/> | should not play with fire.     |
| 10. Children           | <input type="text"/> | was an Indian space scientist. |
| 11. My mother          | <input type="text"/> | fly in the sky.                |
| 12. Delhi              | <input type="text"/> | is beautiful.                  |
| 13. This pen           | <input type="text"/> | is my uncle.                   |
| 14. A doctor           | <input type="text"/> | makes dress for us.            |
| 15. Mango              | <input type="text"/> | is a good cricketer.           |

**(B)** Now write the sentences below using the two parts. One is done for you.

**A**

**B**

1. Kites fly in the sky.

2. \_\_\_\_\_

3. \_\_\_\_\_

4. \_\_\_\_\_

5. \_\_\_\_\_

6. \_\_\_\_\_

7. \_\_\_\_\_

8. \_\_\_\_\_

9. \_\_\_\_\_

10. \_\_\_\_\_

11. \_\_\_\_\_

12. \_\_\_\_\_

13. \_\_\_\_\_

14. \_\_\_\_\_

15. \_\_\_\_\_



## Worksheet -19 : The learner uses naming words in describing words in sentences

- (A) Match the words in Column 'A' with the words in Column 'B' by drawing. Write the matched words in column 'C'. One is done for you.

<u>A</u>	<u>B</u>	<u>C</u>
tall	king	
round	years	
green	book	
wild	question	
new	day	
kind	knife	
sunny	tree	tall tree
beautiful	leaf	
hundred	flower	
sharp	animal	
easy	table	





- (B) Make sentences as shown in the examples.

- I. The tree is tall.
- II. \_\_\_\_\_.
- III. \_\_\_\_\_.
- IV. \_\_\_\_\_.
- V. \_\_\_\_\_ is new.
- VI. \_\_\_\_\_.
- VII. \_\_\_\_\_.
- VIII. \_\_\_\_\_.
- IX. \_\_\_\_\_.
- X. The question is \_\_\_\_\_.

## Worksheet -20 : The learner learns the use of articles

- (A) There are some pictures below.  
Every picture has a box in the middle of it. Write a / an / the in each box.  
One has been done for you.

Example :



**(B)** Read the following paragraph. See how 'a', 'an' and 'the' are used here.

There was an elephant and there was a bear. The elephant and the bear became good friends. An ox saw them going into the forest. The ox was happy. He said, "What good animals these are!"

**(c)** Fill in the blanks with 'a' / 'an' or 'the'.

1. My uncle gave me \_\_\_\_\_ ice-cream.
2. I ate it and had \_\_\_\_\_ headache.
3. My father took me to \_\_\_\_\_ doctor.
4. The doctor prescribed me \_\_\_\_\_ injection.
5. \_\_\_\_\_ headache went away.
6. It is going to rain. You should take \_\_\_\_\_ umbrella with you.
7. \_\_\_\_\_ apple a day keeps the doctor away.
8. There was \_\_\_\_\_ lion in \_\_\_\_\_ forest.
9. \_\_\_\_\_ lion was sleeping under a tree.
10. \_\_\_\_\_ rat fell on him.
11. \_\_\_\_\_ lion got angry with \_\_\_\_\_ rat.

## Worksheet - 21

**MONTHLY TEST -3 , WORK SHEET (15 - 20 )**

Each question has 4 options. Tick ☒ the correct one.

( Each question carries one mark ) F.M.-10

1. The Fox was wondering in search of \_\_\_\_\_.

A. water

B. food

C. friend

D. shelter

2. Fill in the blanks with the opposite word.

Thursday we laugh

\_\_\_\_\_ we pray

A. Monday

### B. Sunday

C.Friday

D. Tuesday

3. Wednesday is the \_\_\_\_\_ day of the week.

A. third

B. second

C. fifth

D.fourth

4. Which is a matching pair ?

A. sun-put

B. night-kite

C. gold-should

D. pet-hit

5. Which word rhymes with the picture.

A. car

B. man

C.book

D.rat



6. Which word rhymes with 'catch' ?

A. moon

B. bent

C.match

D.gate

7. Marconi invented \_\_\_\_\_.

A. telephone

B. radio



8. Which word goes with 'knife' ?

- |             |         |
|-------------|---------|
| A. round    | B. tall |
| C.beautiful | D.sharp |

9. Fill in the blanks.

An \_\_\_\_\_ a day, keepsthe doctor away

- |          |              |
|----------|--------------|
| A.apple  | B. omelette  |
| C. onion | D. ice-cream |













10. \_\_\_\_\_ is our national fruit.

- |            |          |
|------------|----------|
| A. Peacock | B. Rose  |
| C.Mango    | D. Lotus |

## Worksheet - 22 : The learner learns and uses masculine and feminine forms of words

### Change the Gender of the following Nouns :

(A) Look at the picture. Write the feminine forms of words by looking at the pictures.

Masculine		Feminine
1. Boy		..... 
2. man		..... 
3. king		..... 
4. uncle		..... 
5. father		..... 
6. peacock		..... 

B. Write the masculine forms of the following.

1. hen : \_\_\_\_\_

2. lioness : \_\_\_\_\_

3. sister : \_\_\_\_\_

4. she : \_\_\_\_\_

5. grandmother : \_\_\_\_\_

## Worksheet -23 : The learner names the days of the week and months of the year

**(A) Answer the following questions by seeing a calendar.**

(Teacher uses a calendar of a month while doing this activity)

### Questions :

1. What is this ? \_\_\_\_\_
2. Which month is this ? \_\_\_\_\_
3. Which year is this ? \_\_\_\_\_
4. On which day does this month begin ? \_\_\_\_\_
5. How many days are there in this month ? \_\_\_\_\_
6. How do you know that this is a holiday ? \_\_\_\_\_
7. What will be the first day of the next month ? \_\_\_\_\_

**B. Write a paragraph on the month shown in the calendar.  
Present before the class.**

It is the month of \_\_\_\_\_ of the year \_\_\_\_\_. It begins with \_\_\_\_\_ (the day). It has \_\_\_\_\_ Sundays. There are \_\_\_\_\_ holidays except Sundays. The next month begins on \_\_\_\_\_ (day).

*For the teacher :* For section (A), show a calendar of a specific month to the students. Ask questions to the students based on the calendar. After verbal discussion ask students to write the answers.

For (B) divide the class into groups of four or five. Ask the groups to write a paragraph on the month shown in the calendar. Then ask students to present before the class. Give the sample on the blackboard.



**Worksheet - 24 : The learner reads and comprehends a prose text and answers the questions**

**Read the following story silently and answer the questions that follow.**

**THE PROUD HUNTER**

Once, a hunter lived in a village. He was very proud of his hunting. The villagers respected him a lot. One day the hunter was passing through a forest. A woodcutter of the same village was busy cutting trees. The hunter went to him and said. "How are you? It is a fine day. Isn't it?" "Yes, yes really!" The woodcutter replied "Well, can you tell me about the footprint of the lion nearby? For the last month, I have not killed a lion."

The woodcutter knew how scared the hunter was. So he said, "Yes a lion is in a nearby den. Can I take you there?" Out of fear, the hunter said, "No..... no..... I only just wanted to see his footprints." The proud hunter then ran away from the place.

1. Where does the hunter live? \_\_\_\_\_
2. What was he proud of? \_\_\_\_\_
3. Where was the woodcutter from? \_\_\_\_\_
4. Why was the woodcutter busy? \_\_\_\_\_
5. What did the hunter ask him? \_\_\_\_\_
6. What did the woodcutter say to the hunter? \_\_\_\_\_  
\_\_\_\_\_
7. Why did the hunter run away from the place? \_\_\_\_\_  
\_\_\_\_\_  
\_\_\_\_\_



## Worksheet - 25 : The learner reads and comprehends a poem and answers the question

Read the poem and answer the questions that follow

### Thump, Thump, Thump

First came the mole,  
Then the rabbit and deer,  
Next giraffe and elephant,  
Then crocodile and bear.

Then came the rhinos,  
And the camel with his hump  
The giraffe and the rooster;  
Thump, Thump, Thump.

1. Who came first?  
\_\_\_\_\_
2. Who came next?  
\_\_\_\_\_
3. Who had hump?  
\_\_\_\_\_
4. Which animal in the poem is very big?  
\_\_\_\_\_
5. Which of the animals do you like the most?  
\_\_\_\_\_
6. Are the animals clever? Why do say them clever ?  
\_\_\_\_\_  
\_\_\_\_\_
7. Can you add two more lines to the first stanza? Write in the space between  
\_\_\_\_\_  
\_\_\_\_\_

**Worksheet - 26 : The learner rearranges the jumbled words to make meaningful sentences**

**Put the words in correct order and make sentence. Write the sentences in blank spaces.**

a) cat The animal is an.

\_\_\_\_\_

b) Which girl with playing is the ball ?

\_\_\_\_\_

c) in come I May ?

\_\_\_\_\_

d) very The sun hot is.

\_\_\_\_\_

e) five years She old is.

\_\_\_\_\_

f) a doctor good He is.

\_\_\_\_\_

g) Two make and two four.

\_\_\_\_\_

h) a city big very is Mumbai.

\_\_\_\_\_

i) green is Grass

\_\_\_\_\_

j) pet is animal a cow The

\_\_\_\_\_

**Worksheet - 27 : The learner learns and uses simple rules of grammar use of has/have**

**(A) Fill in the blanks using “have” or “has”.**

- I. I \_\_\_\_\_ an umbrella.
- II. The goat \_\_\_\_\_ a small tail.
- III. We \_\_\_\_\_ two pens.
- IV. Birds \_\_\_\_\_ wings.
- V. Ashok \_\_\_\_\_ two books.
- VI. They \_\_\_\_\_ computer sets.
- VII. The elephant \_\_\_\_\_ a trunk.
- VIII. The boy \_\_\_\_\_ a cap on his head.
- IX. September \_\_\_\_\_ thirty days.
- X. A week \_\_\_\_\_ seven days.

**B. Complete the paragraph using ‘has’ or ‘have’ in the blanks.**

I \_\_\_\_\_ two very good friends. They are Ritesh and Razia. Razia \_\_\_\_\_ short hair. Ritesh \_\_\_\_\_ a pet. We all \_\_\_\_\_ bicycles. Ritesh \_\_\_\_\_ two brothers. Razia and I \_\_\_\_\_ no brothers. But we \_\_\_\_\_ sisters. Ritesh’s parents \_\_\_\_\_ a fruit shop. Razia’s father \_\_\_\_\_ a red car. Razia’s mother \_\_\_\_\_ a scooter.

**Worksheet - 28 : The learner reads the poem and learns about the living places of some animals**

**Read the poem and fill in the blanks in the table below. Then write small sentences with the help of the table. The first sentence is done for you.**

**MY HOME IS THE BEST**

The cow has a barn

The chick has a pen

The horse has a stable,

The fox a den.

The bear likes his cave,

The fish its bowl

The rabbit has burrow,

The wee mouse, his hole.

Who?	Where ?
cow	barn

Your space for writing

1. The cow lives in a barn. \_\_\_\_\_
2. \_\_\_\_\_
3. \_\_\_\_\_
4. \_\_\_\_\_
5. \_\_\_\_\_
6. \_\_\_\_\_
7. \_\_\_\_\_
8. \_\_\_\_\_



## Worksheet - 29

### MONTHLY TEST -3 , WORK SHEET ( 22 - 28 )

Each question has 4 options. Tick ☒ the correct one.

( Each question carries one mark ) F.M.-10

1. What is the masculine form of the word aunt ?

A.peacock

B. uncle

C.king

D. father

2. Pick the odd one out.

A.girl

B. queen

C.mother

D. father

3. How many tuesdays are there in this month ?

2020 APRIL						
SUN	MON	TUE	WED	THU	FRI	SAT
			1	2	3	4
5	6	7	8	9	10	11
12	13	14	15	16	17	18
19	20	21	22	23	24	25
26	27	28	29	30		

A. third

### B. Saturday

C. fifth

### D. Wednesday

4. Which day is a holyday ?

### A. Sunday

### B. Saturday

### C. Tuesday

### D. Wednesday

5. The hunter lived in a \_\_\_\_\_ ?

A. forest

B. town

C.village

### D.tree

6. Who had a hump ?

A. mole

B. rabbit

C.deer

D.camel

7. Which sentence is in correct order ?  
A. is doctor He a good.  
b. doctor a good He is.  
C.He is a good doctor.  
D. good doctor is He a.
8. A week \_\_\_\_\_ seven days.  
A.have B. having  
C.has D. are
9. Where does a cow live ?  
A. pen B. stable  
C. barn D.den
10. A rabbit has a \_\_\_\_\_.  
A. cave B. hole  
C. bowl D. burrow